'25OCT13 PM 3:11 CITY CLERK



City and County of Honolulu

2025 Annual Sustainability Report

Committee on Energy, Environment & Sustainability
October 14, 2025

Office of Climate Change, Sustainability and Resiliency

MAYOR'S MESSAGE 154 EES

Our Agenda

1. About the Annual Sustainability Report
2. 2025: What's Inside
3. New Data Indicators
4. Sections Overview & Highlights



Report Overview

- Reflection of City and community-wide progress and performance over the previous **calendar year (2024)**
- **Interactive dashboard** format provides users more ways to explore and engage with the data
- **40+ performance indicators** tied to specific sustainability objectives, goals and targets where possible



Community volunteers planted 28 new trees at Māʻili Community Park with the help of the City's Community Forestry staff.

Sustainability in Action

- Released annually on **Earth Day** 🌏
- Opportunity to showcase impactful sustainability projects → the new **solar PV canopy and battery system** atop the Neal S. Blaisdell Center parking structure.
- More than **4,500 photovoltaic panels** provide shade and generate nearly 100% of the Blaisdell's daytime energy needs.





Report at a Glance

7 sections guided by our island's sustainability **objectives and commitments**:

- 🏢 Sustainable City Operations
- 🏭 Climate Action
- 🚌 Clean & Affordable Transportation
- 🌱 Climate Adaptation
- 🥗 Food Security & Sustainability
- ♻️ Sustainable Waste Management
- ⚠️ Disaster Resilience



Mayor Blangiardi and Honolulu City Council members celebrated the signing of Bill 52 to strengthen e-bike safety regulations.

New in 2025

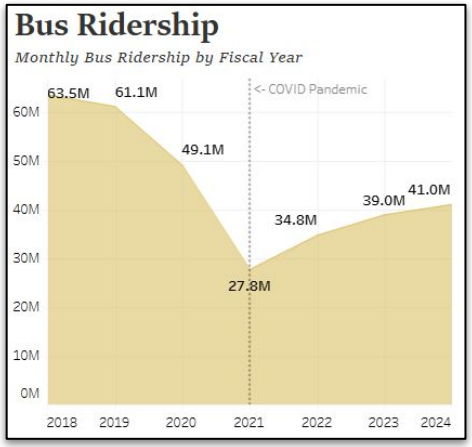

TheBus Ridership

Clean & Affordable Transportation

Average number of monthly riders on TheBus by fiscal year.

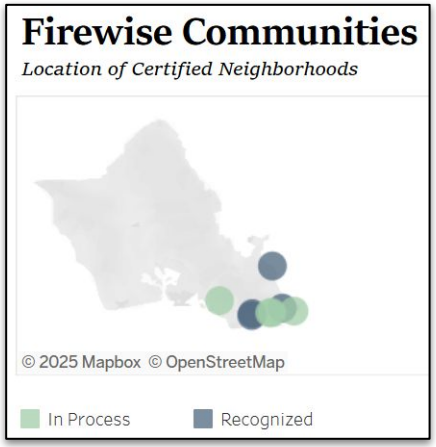

FireWise Sites

Disaster Resilience

Location of certified and in-progress FireWise neighborhoods.

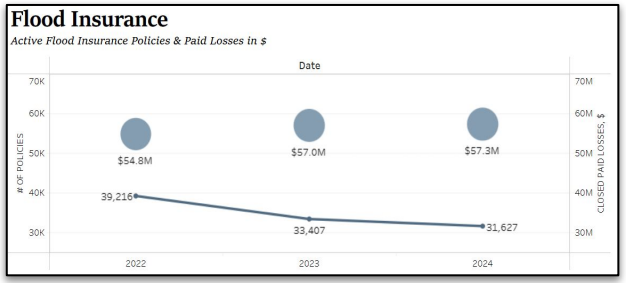

Flood Insurance

Disaster Resilience

Number of active NFIP flood insurance policies and total in paid losses by calendar year.

Sustainable City Operations

Improving the environmental performance of City operations by integrating sustainability and resiliency values into City plans, programs and policies

Targets:

🎯 **Fleet** → 100% renewable by **2035**

🎯 **Energy** → 100% renewable by **2045**

Data Indicators:

- 💧 Water Use
- ⚡ Electricity Use
- ⛽ Fuel Use
- 🔆 Solar PV
- 🚓 Fleet Vehicles
- 🏢 Facility Benchmarking

Sustainable City Operations

Improving the environmental performance of City operations by integrating sustainability and resiliency values into City plans, programs and policies

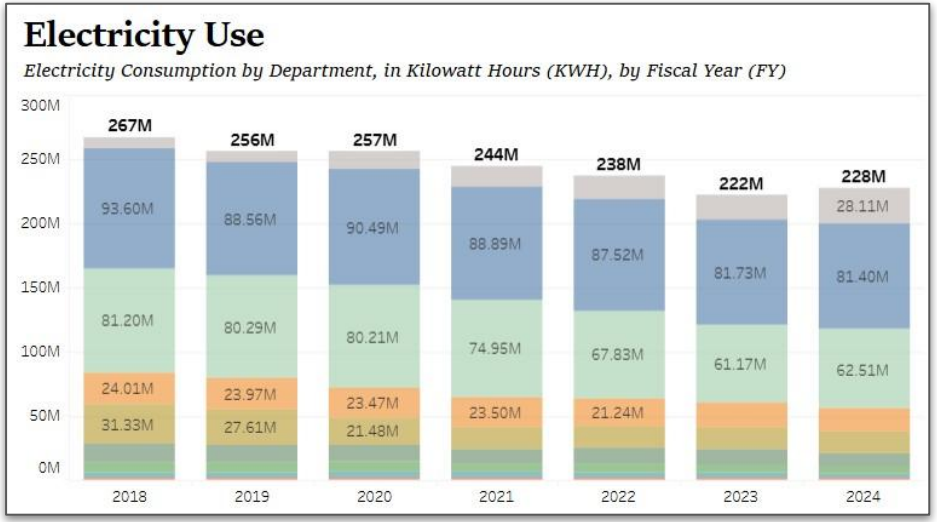

Excluding any increased use attributable to Skyline operations coming online, City facilities have used less grid electricity every year since 2018, accounting for ***more than a 20% reduction in electricity use*** over that time.

Climate Action

Transitioning to 100% renewable energy and maintaining an efficient, reliable, and affordable energy system that achieves net negative carbon emissions no later than 2045.

Targets:

🎯 **Carbon Economy** → Net-negative by **2035**

🎯 **Energy Supply** → 100% renewable by **2045**

Data Indicators:

🏭 GHG Emissions

🚦 Climate Action Plan Implementation

☀️ Renewable Energy

💰 Electricity Burden

💵 Renewable Energy Tax Credits

🏢 Building Benchmarking Compliance

Climate Action

Transitioning to 100% renewable energy and maintaining an efficient, reliable, and affordable energy system that achieves net negative carbon emissions no later than 2045.

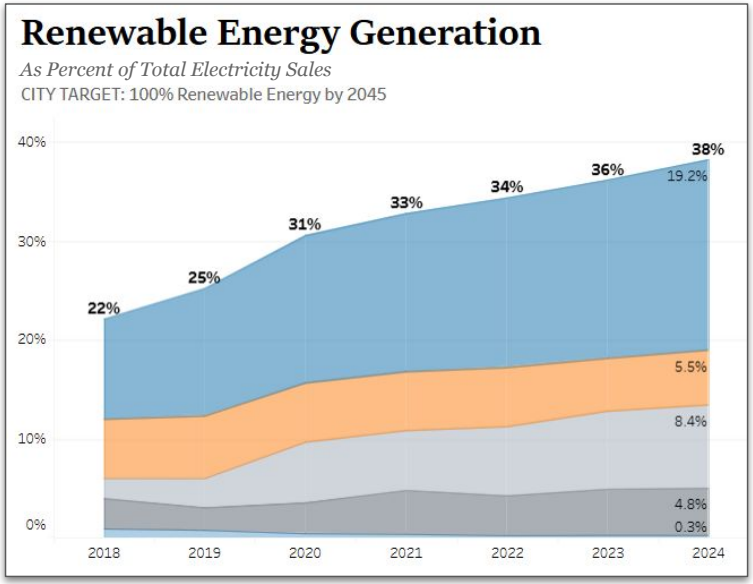

Total electricity generated by ***renewable sources increased by 5.6%***, with the largest share from household solar PV systems, which comprised 19% of total renewable energy generation last year.

Clean & Affordable Transportation

Creating an integrated, multi-modal transportation system that serves all users safely, efficiently, and affordably while minimizes greenhouse gas pollution.

Targets:

- 🎯 **Mode Shift** → **5%** increase in non-SOV mode share
- 🎯 **Efficiency** → **3%** reduction in vehicle miles traveled
- 🎯 **Safety** → Eliminate all traffic deaths by **2035**
- 🎯 **Clean Mobility** → 100% renewable ground transportation by **2045**

Data Indicators:

- 🚶 Commute Modes
- 🚦 Traffic Fatalities
- 🚗 Vehicle Miles Traveled
- 🔋 EV Ownership
- 💰 Transportation Cost Burdens
- 🚸 Complete Streets Projects

Clean & Affordable Transportation

Creating an integrated, multi-modal transportation system that serves all users safely, efficiently, and affordably while minimizes greenhouse gas pollution.

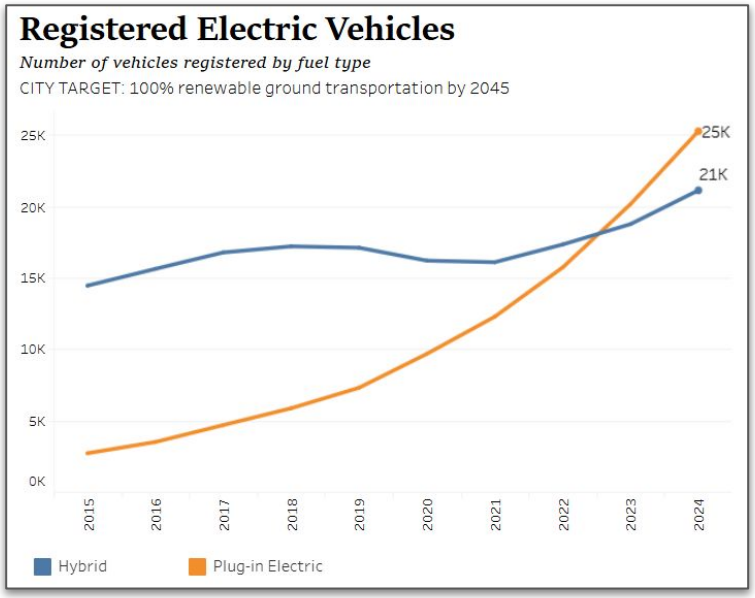

Island-wide, the number of electric vehicles on the road reached ***over 25,000 EVs, a 22% increase*** in EVs compared to 2023.

Climate Adaptation

Preparing for the impacts of climate change by empowering people with resources to adapt, cultivating connections between people and native ecosystems, and ensuring safe and reliable infrastructure.

Targets:

- 🎯 **Water Efficiency** → 140 gallons per capita per day by **2030**
- 🎯 **Water Reuse** → Double reuse by **2030**
- 🎯 **Urban Canopy** → 35% tree canopy by **2035**

Data Indicators:

- 🚿 Water Use
- ♻️ Wastewater Reuse
- 🌱 Tree Plantings
- 🌳 Tree Inventory

Climate Adaptation

Preparing for the impacts of climate change by empowering people with resources to adapt, cultivating connections between people and native ecosystems, and ensuring safe and reliable infrastructure.

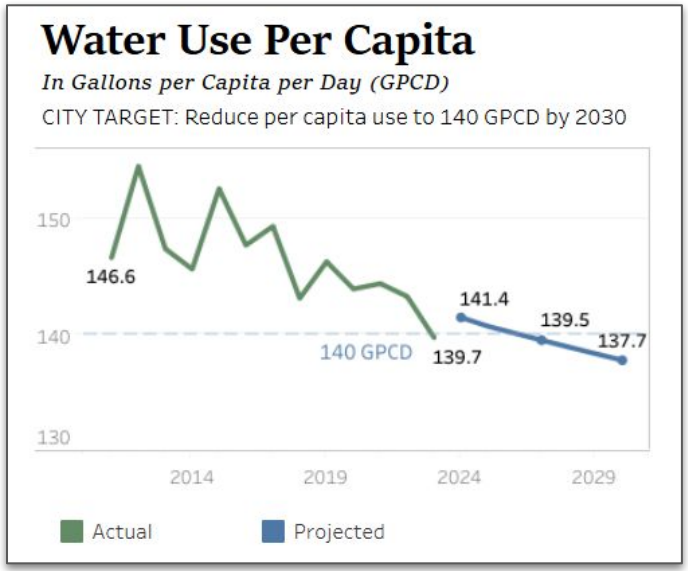

Island-wide, daily per capita water consumption decreased for the second year in a row, a ***2.5% decrease in water use*** than the previous year.

Sustainable Waste Management

Managing an integrated and sustainable waste system that prioritizes source reduction, maximizes resource recovery, and provides safe, reliable, and environmentally sound collection and disposal.

Targets:

🎯 **Waste Reduction** → reduce per capita waste 25% by **2030**

🎯 **Diversion** → Increase to 96% by **2030**

🎯 **Recycling** → Increase by 10% by **2025**

🎯 **Plastic Composition** → Reduce below 10% by **2030**

Data Indicators:

🚮 Waste Generation

🪑 Waste Diversion

♻️ Recycling Rates

🌿 Waste Composition

Sustainable Waste Management

Managing an integrated and sustainable waste system that prioritizes source reduction, maximizes resource recovery, and provides safe, reliable, and environmentally sound collection and disposal.

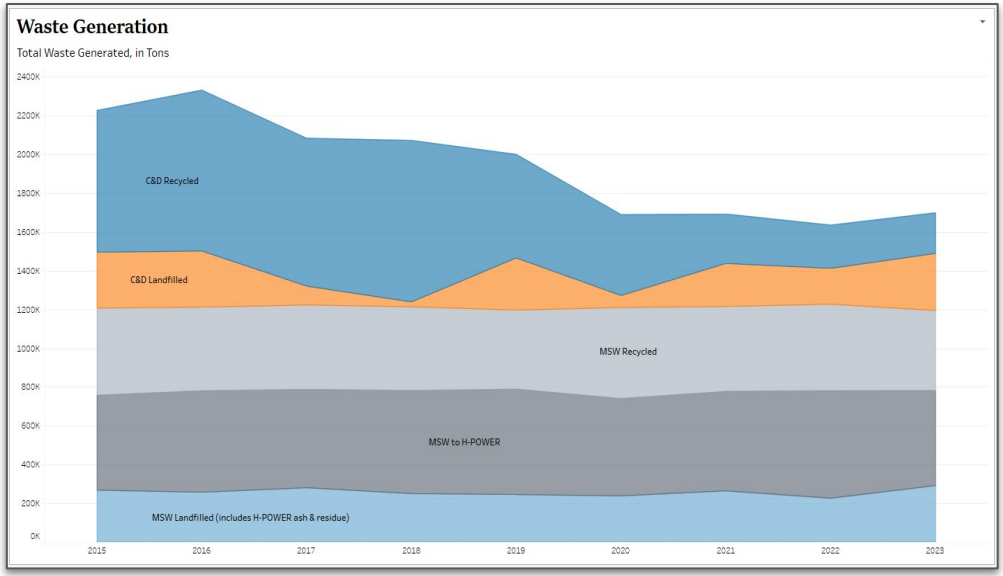

Island-wide, residents generated ***nearly 3% less solid waste*** in 2023 than the year before.

Food Security & Sustainability

Driving the development of an environmentally sustainable, equitable, economically robust, and resilient food system.



Mayor Blangiardi and City leaders met with ‘Elepaio Social Services to learn about their future food campus, which will include a food warehouse and food forest and nursery.

Data Indicators:

- 🍽️ Food Insecurity
- 🛒 SNAP Eligibility
- 📍 Food Assistance Sites
- 🥗 Food Hub Sales
- 🥫 Emergency Food Preparedness

Food Security & Sustainability

Driving the development of an environmentally sustainable, equitable, economically robust, and resilient food system.

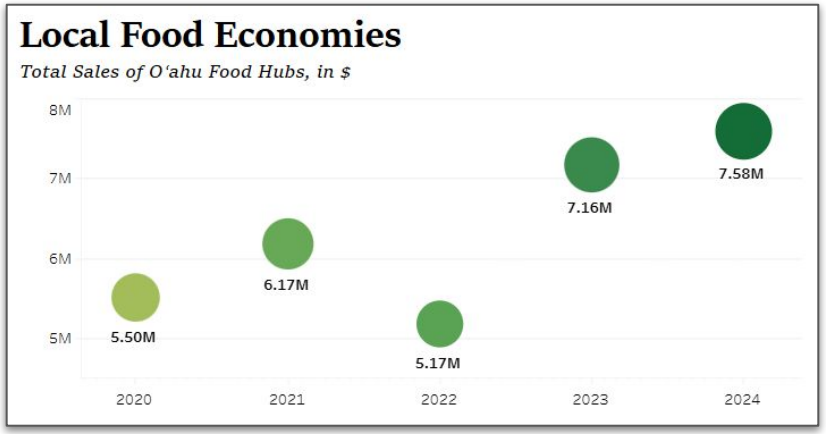

Island-wide sales from O'ahu food hubs reached ***over $7.58M*** last year, ***a 5.7% increase*** over the previous year.

Disaster Resilience

Building disaster-prepared communities that are protected against natural disasters, climate change, and other emergencies while enabling cost-effective response and recovery efforts that strengthen long-term resilience.



City representatives spoke with residents at an open house to share information regarding the updates to FEMA's Flood Insurance Rate Maps for O'ahu.

Data Indicators:

- 💵 Hazard Mitigation Funding
- 📢 Disaster Preparedness Training
- ⚠️ Emergency Alert Awareness
- 🏡 Home Safety Improvements

Disaster Resilience

Building disaster-prepared communities that are protected against natural disasters, climate change, and other emergencies while enabling cost-effective response and recovery efforts that strengthen long-term resilience.

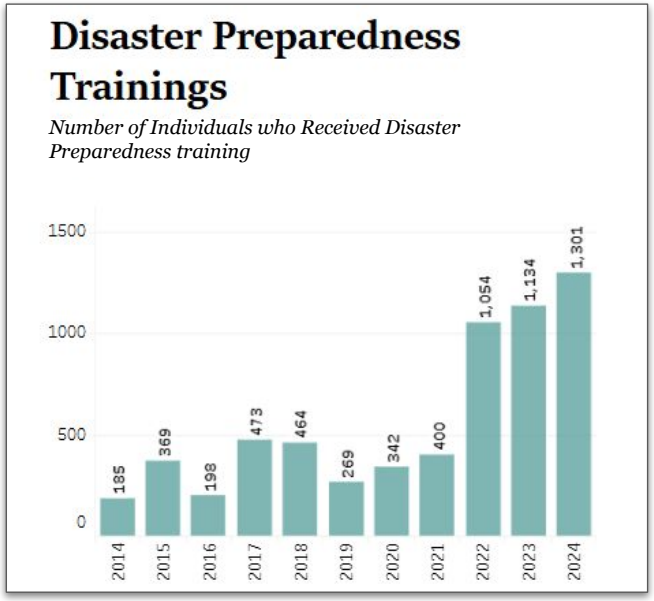

Over 1,300 individuals received disaster preparedness training offered by the City last year.

Looking Ahead

Planning for the 2026 Annual Sustainability Report begins now!

- Are there new datasets available?
- Are there new or improved commitments to track?
- Major success stories of 2025 so far?

We'd love to hear from you!



Kalihi Kai Elementary students joined City staff and Councilmember Cordero on a tour of Skyline.

Mahalo Nui

Check out the 2025 Annual Sustainability Report at: resilientoahu.org/sustainabilityreport

Social Media: @resilientoahu Newsletter: resilientoahu.org/subscribe