

AGENDA ITEM #4 - INFORMATIONAL BRIEFING

UPDATE ON THE BUILDING PERMIT PROCESS BACKLOG

Submitted by the Department of Planning and Permitting
Committee on Planning & the Economy
January 11, 2024

DEPT. COM. 26
P&E

DPP Year in Review 2023

Keeping the public safe with **116,500+** inspections performed.

17,931+ Site Development
Grading, Grubbing, Stockpiling, SWP
Subdivision, etc.

84,952+ Building
Building, Electrical, Mechanical, ESCP,
PCBMP

13,385+ Zoning
Commercial, Residential, STR

Reviewed and Processed:

- 180 subdivisions
- 220 construction plans
- 1,580 sewer capacity analyses
- 380 grading permits
- 900 trenching permits
- 3 201H permits
- 18 SMA major permits
- 1 PRU
- 1 IPD-T
- 168 affordable housing applications
- East Honolulu Sustainable Communities Plan Amendment
- Achieved 93% accuracy on elevation certificate reviews



Staff reviewed **16 demonstrations** of potential permitting software to complete the scope of work.

Established and ran three external **task force groups** (Permitting, Solar, Affordable Housing); and continued 3 internal groups (staff development, technology, website)

Stood up the **Oahu Historic Preservation Commission** with a 1st of 5 meetings beginning in July. Submitted the Certified Local Government Application to SHPD in October.

Created 140 GIS maps serving a variety of agencies

Permitting Process Durations by Phase - *Residential*

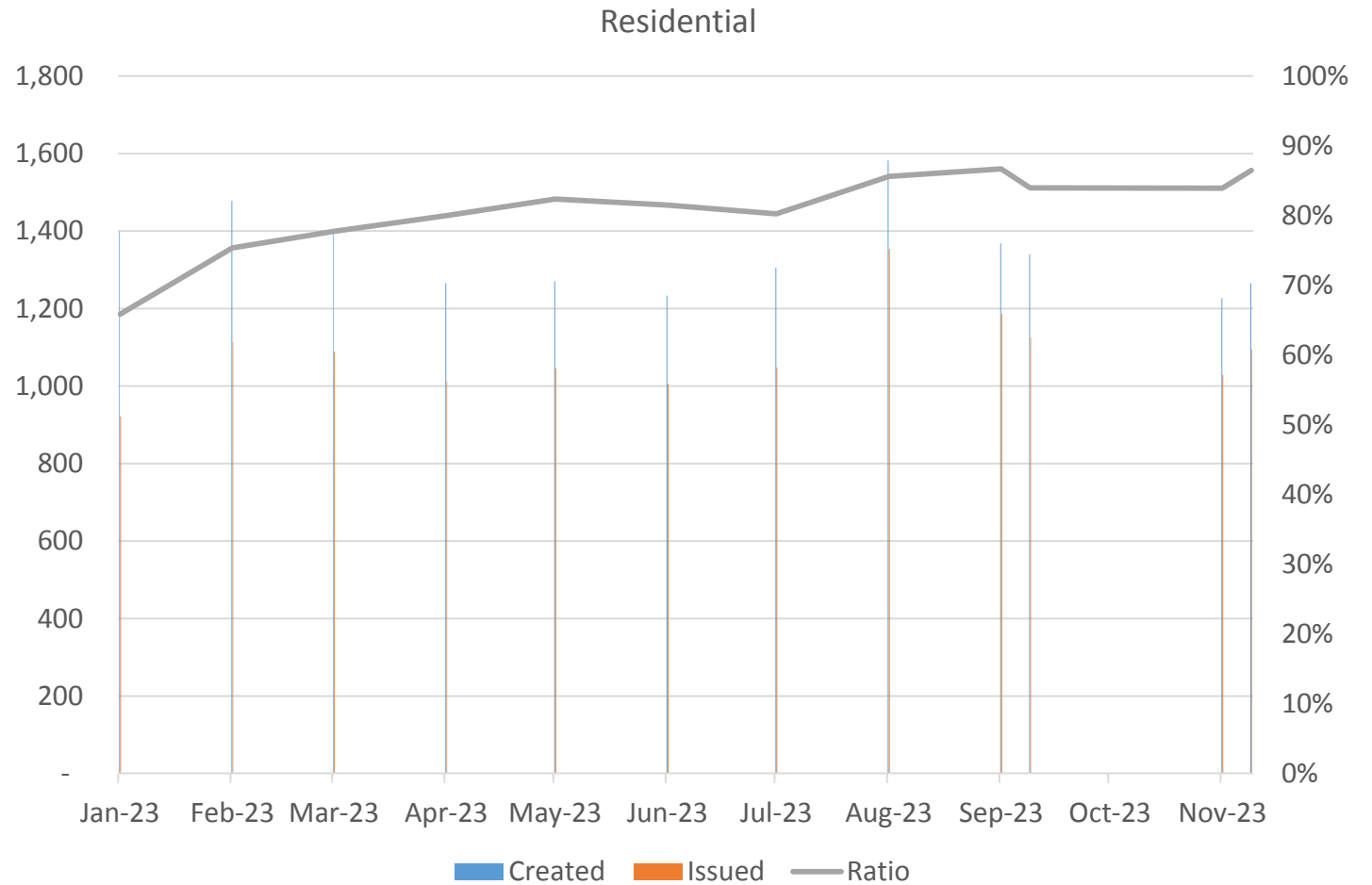
RESIDENTIAL PERMITS EXCLUDING INSTANT ONLINE				
	Pre-screen	Code Review	Approve to Issue	Total Ave Duration
EMLA 11/15/2022	6 months	3 months	2 months	330 days
P&E 9/14/23	5 days	5 month 2 weeks	4.5 days	170 days/ 5 months, 3 weeks
P&E 10/19/23	5 days	5 months, 3 weeks	5 days	181 days/ 6 months
P&E 1/11/23	5 days	5 months, 4 weeks	5 days	188 days/ 6 months, 1 week

Permitting Process Durations by Phase - *Commercial*

	Pre-screen	Code Review	Approve to Issue	Total Ave Duration
EMLA 11/15/2022	6 months	6 months	2 months	420 days
P&E 9/14/23	5 Days	9 months, 3 weeks	1 month, 3 weeks	345 days/ 11.5 months
P&E 10/19/23	5 Days	9 months, 4 weeks	1 month, 3 weeks	352 days/ 11.7 months
P&E 1/11/24	5 Days	11 months, 3 weeks	2 months	411 days / 13.7 months

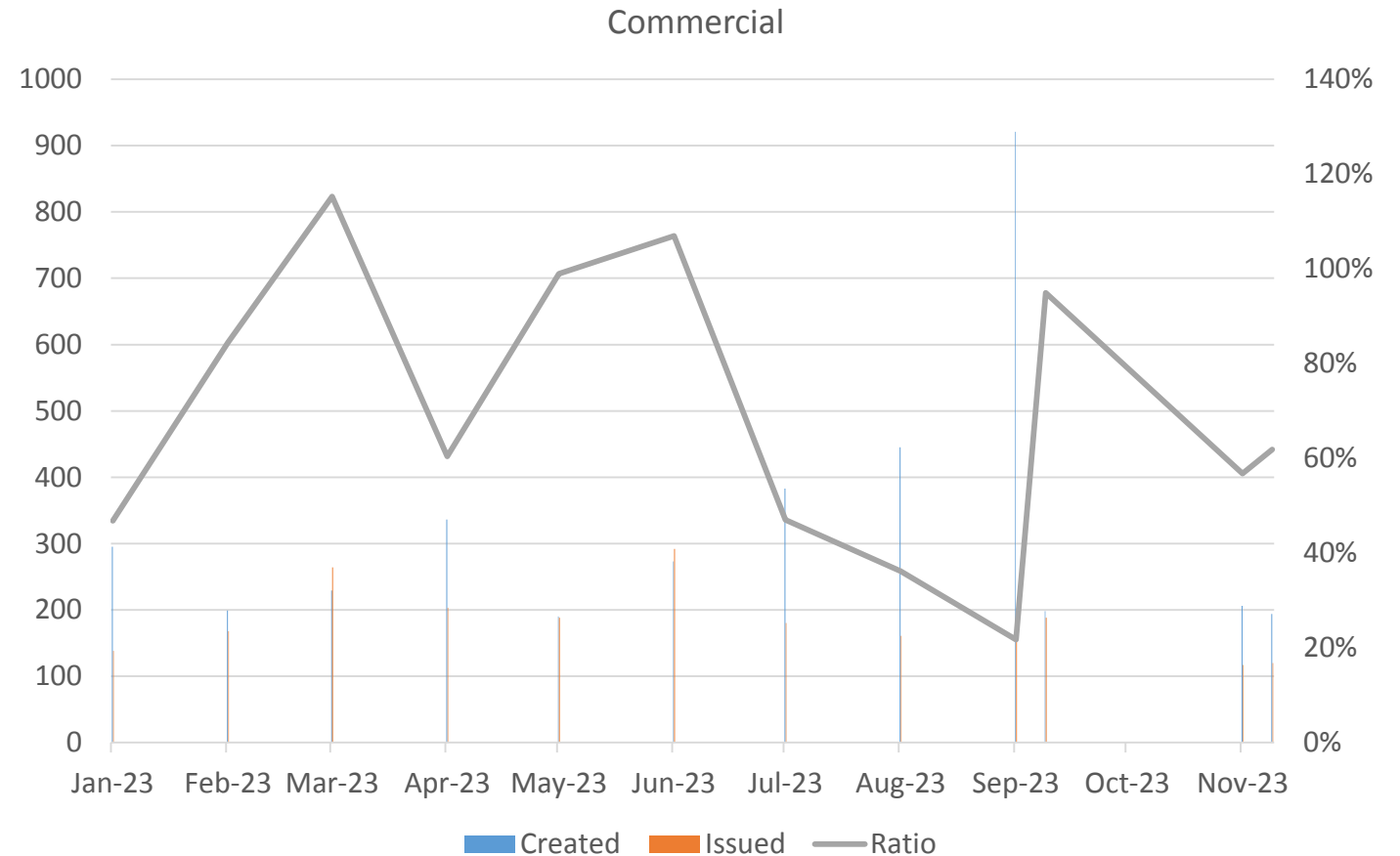
2023 *Residential Permit Data*

	Created*	Issued	Ratio
Jan-23	1,399	921	66%
Feb-23	1,477	1,113	75%
Mar-23	1,401	1,089	78%
Apr-23	1,265	1,012	80%
May-23	1,270	1,046	82%
Jun-23	1,233	1,005	82%
Jul-23	1,306	1,048	80%
Aug-23	1,582	1,354	86%
Sep-23	1,368	1,186	87%
Oct-23	1,340	1,125	84%
Nov-23	1,226	1,029	84%
Dec-23	1,265	1,094	86%
Total:	16,132	13,022	81%

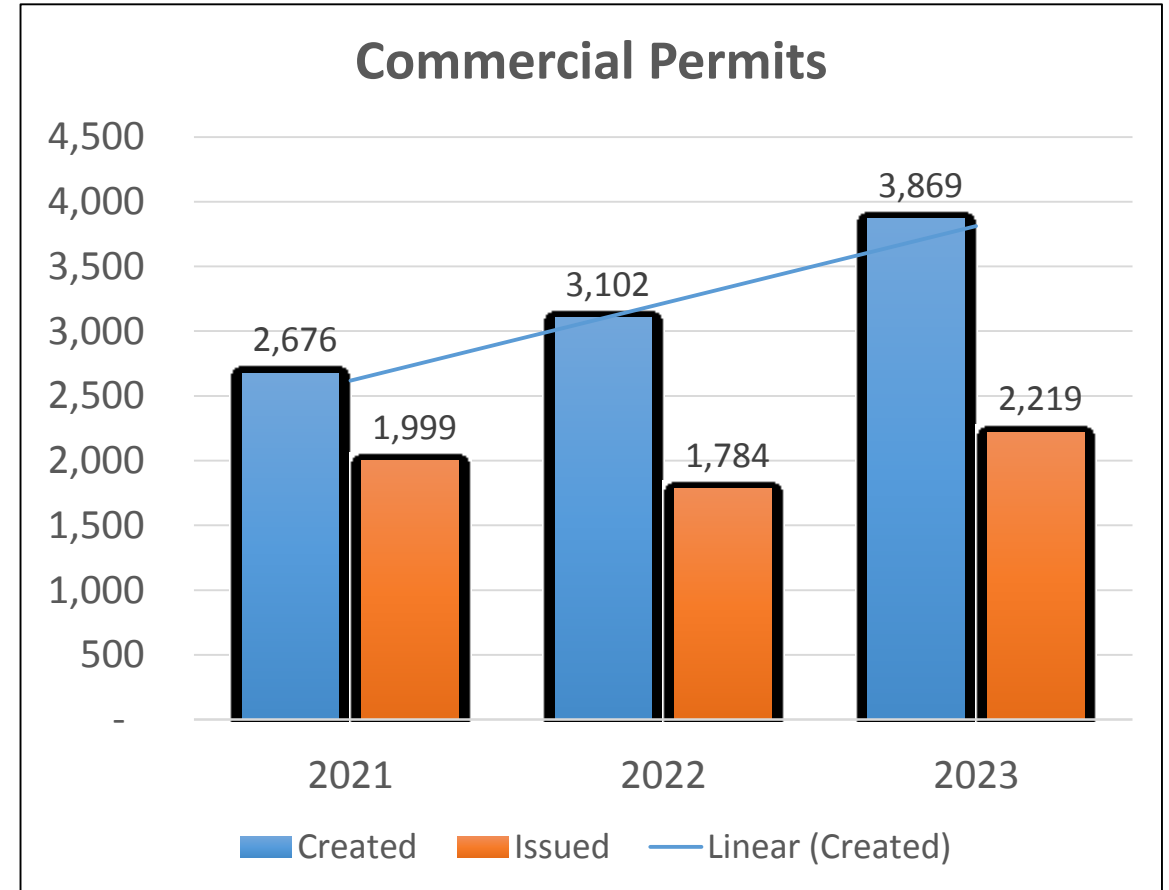
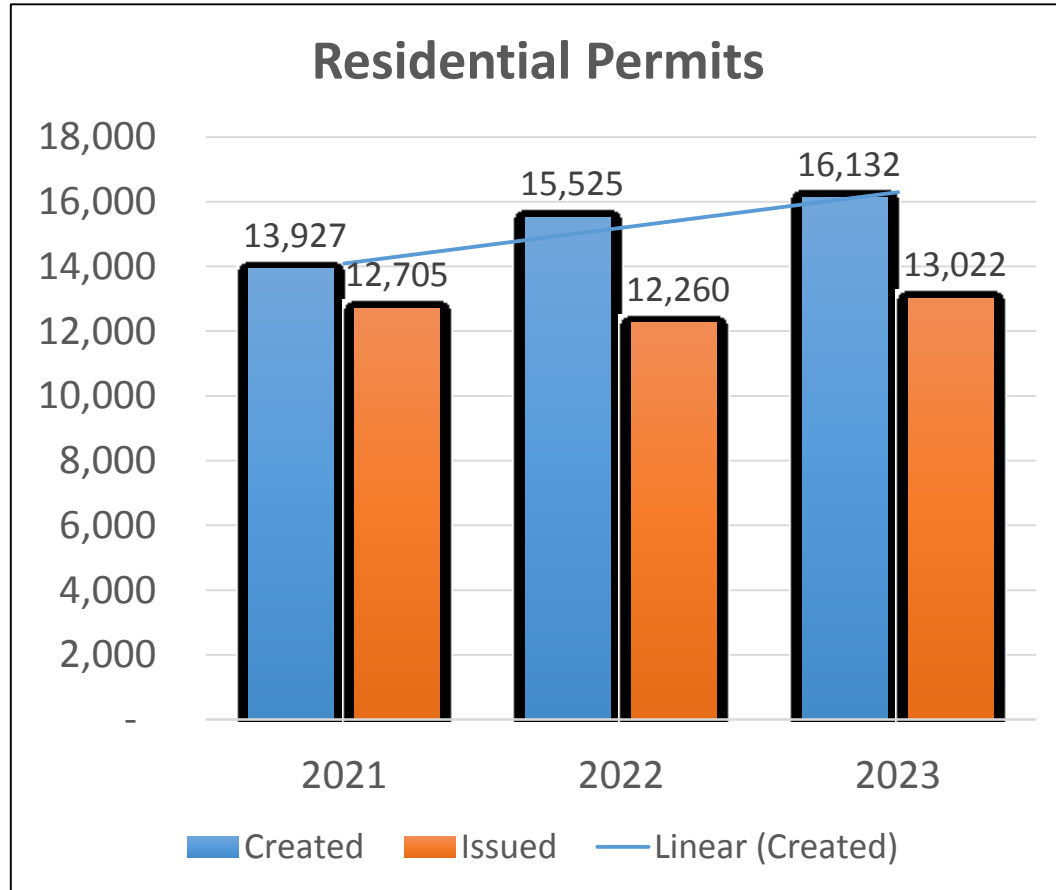


2023 *Commercial Permit Data*

	Created	Issued	Ratio
Jan-23	295	138	47%
Feb-23	199	168	84%
Mar-23	229	264	115%
Apr-23	336	203	60%
May-23	190	188	99%
Jun-23	273	292	107%
Jul-23	383	180	47%
Aug-23	445	161	36%
Sep-23	921	200	22%
Oct-23	198	188	95%
Nov-23	206	117	57%
Dec-23	194	120	62%
Total:	3,869	2,219	57%



BP Applications & Issuances Growth Over Time



People, Processes & Technology

Ongoing Improvements:

- Hiring and Adjusting Positions
- Learning & Development Program
- Modernizing Technologies
- Streamline Processes
- Quality of Plans – Modify Behavior



...will take time so in the meantime...

- Enhanced Code Review

Mahalo!