


DEPARTMENT OF PARKS & RECREATION
CITY AND COUNTY OF HONOLULU

1000 ULUOHIA STREET, SUITE 309 • KAPOLEI, HAWAII 96707
PHONE: (808) 768-3003 • FAX: (808) 768-3053 • INTERNET: www.honolulu.gov



RICK BLANGIARDI
MAYOR

LAURA H. THIELEN
DIRECTOR

KĒHAULANI PU'U
DEPUTY DIRECTOR

April 27, 2023

The Honorable Augie Tulba, Chair
Committee on Parks, Enterprise Services, and
Culture and the Arts
and Members
Honolulu City Council
530 South King Street, Room 202
Honolulu, Hawaii 96813

Dear Chair Tulba and Councilmembers:

SUBJECT: Bill 19 (2023) – Commercial Activities in
City & County of Honolulu Parks

Bill 19 (2023) seeks to establish an island-wide structure to manage commercial activities in the City and County of Honolulu's parks. The goal is twofold: Primarily to respect the recreational purpose of the City's parks, leaving them open for residents to recreate, socialize, and obtain some respite from crowded urban spaces. Secondly, to regulate certain limited, managed commercial activities in certain parks during the least congested periods of time.

The Honolulu City Council Committee on Parks, Enterprise Services, Culture and the Arts (PESCA) opted to hear Bill 19 by breaking the bill into separate topics, and holding separate hearings on each topic. The initial April 5, 2023 PESCA hearing covered "Recreational Stops," or stops by tour buses or other passenger vehicles stopping at parks for the purpose of sightseeing, picnics, or other passive activities. During the April PESCA hearing, in response to Councilmembers' questions and community testimony, DPR offered to provide additional data regarding the City and County of Honolulu's shoreline parks to assist the discussion at the May 3, 2023 PESCA hearing.

Bill 19 (2023) proposes limiting tour bus access to parks in the following manner: Vehicles carrying 12-28 passengers or smaller PUC-registered passenger vehicles are only allowed in shoreline parks under the following conditions:

- All bus stops require permits – no more 15-minute "grace period;"
- No tour bus stops at any unimproved park;
- Monday – Friday, 8 a.m. – 5 p.m., no state or federal holidays;
- No more than 3 buses at a time; no more than 10 buses per day/per park;
- Must have a permit for that day/park posted in windshield.
- No vehicles carrying more than 28 passengers allowed in any shoreline park, unless for a DPR permitted recreational event;
- No vehicles carrying 12 or more passengers allowed in any non-shoreline park unless it's for a DPR permitted recreational event.

DEPT. COM. 290

PESCA

Data Regarding City & County of Honolulu Shoreline Parks

The department identified general characteristics for parks that are directly relevant to tour bus stops: Number of paved parking stalls; Comfort stations; Size of park. The Department of Parks & Recreation (DPR) offers this information for public consideration, and to foster discussion on improved ways to identify parks where limited and managed recreational stops may be palatable, and the methods by which these limitations may be successfully enforced.

DPR manages 68 improved parks along the shoreline of O'ahu. Some of these parks stretch along a coastline, and contain different sections that are known by locals under different names. For example, Kalaniana'ole Beach Park has three sections commonly known as Black Rocks, Depots and Zablan, but for land management purposes, they are a single DPR beach park. The attached spreadsheet lists the official DPR park name, and also sub-lists the common names for the areas.

For the purposes of discussion, DPR considered parks with fewer than 20 paved parking stalls as potentially unsuited for tour bus stops. The weight of buses on unpaved parking will exacerbate coastal erosion and damage the unpaved surface area. The department also separated parks without comfort stations, for obvious reasons. The exception is Hālonā Blow Hole, which remains on the list for tour bus stops. Lastly, the department also separated parks that are less than 10 acres in size, which is a subjective dividing line and is intended to spur discussion.

Of the shoreline parks:

- 29 shoreline parks have 19 or fewer paved parking stalls or no paved parking at all;
- 17 shoreline parks have no comfort station
- 35 shoreline parks are 10 acres or less in size
- 27 shoreline parks have 20+ paved parking, one or more comfort stations, and are 10 acres or greater.

DPR also looked at the location of residences in relationship to shoreline parks. Due to O'ahu's mountainous interior and congested development along the island's coastline, the vast majority of parks have residences adjacent to them, are near residences, or are reached by travelling by residential areas. This fact may support a narrower time window for tour bus stops, in order to minimize traffic during rush hour. Bill 19 had proposed bus stops end at 5 p.m. weekdays. In discussion with some in the tour bus industry, it appears that most, if not all, tours end well before that hour. We encourage the tour bus industry to share their timetables to identify an end time that will ease rush hour traffic congestion.

The Honorable Augie Tulba, Chair
and Members
April 27, 2023
Page 3

The attached maps are also available on the DPR Website at <https://bit.ly/Bill19map>
where people may zoom in on particular parts of the island or particular parks.

Thank you for this opportunity to submit testimony on behalf of the Department of Parks
and Recreation.


Sincerely,



for Laura H. Thielen
Director

Attachments

APPROVED:



Michael D. Formby
Managing Director

SHORELINE PARK	Park district	# of Comfort stations	Parking Stalls	Size of the park
Diamond Head Beach Park	1	0	0	1.002
Duke Paoa Kahanamoku Beach	1	1	0	0.43
Hanauma Bay Nature Preserve	1	5	297	50
Joe Lukela Beach Park	1	0	9	3.48
Kapi'olani Park	1	3	76	154
Kawaiku'i Beach Park	1	1	44	4.1
Koke'e Beach Mini Park	1	0	0	0.47
Koko Kai Beach Mini Park	1	0	0	0.59
Kūhiō Beach Park	1	2	0	3.4
Kuilei Cliffs Beach Park	1	0	40	10.61
Kuli'ou'ou Beach Park	1	1	25	3.23
Lē'ahi Beach Park	1	0	0	1.28
Mākālei Beach Park	1	0	0	0.71
Maunalua Bay Beach Park	1	1	0	5.39
Sandy Beach Park	1	2	182	22.64
- Hālonā Blowhole	1	0	45	1.77 acres
Wai'ālae Beach Park	1	1	41	4.38
Wailupe Beach Park	1	1	19	1.19
Ala Moana Regional Park	2	6	915	119 acres
Kaka'ako Waterfront Park	2	3	472	72.0 Acres
Ke'ehi Lagoon Park	2	2	314	28 Acres
Kewalo Basin	2	1	79	4 Acres
Barbers Point Beach Park	3	1	53	7.39 ac
Kahe Point Beach Park	3	1	58	4.47 ac
Kalaeloa Beach Park	3	0		57.85 ac
Kalaniana'ole Beach Park	3	1	66	39.63 ac
- Black Rocks Beach	3	1	26	
- Depots Beach	3	1	33	
- Foracs (Zablan) Beach	3	1	37	
Kapapapuhi Point Park (fka Westloch Shoreline Park)	3	1	60	39 ac
Kea'au Beach Park	3	2	55	38.05 ac
Lualualei Beach Park	3	1	39	17.75 ac
Mā'ili Beach Park	3	5	209	39.56 ac
- Surfer's Beach (Mā'ili Beach Park)	3	1	43	
Mākaha Beach Park	3	1		20.62 ac
Mauna Lahilahi Beach Park	3	0	0	8.74 ac
One'ula Beach Park	3	1	45	30 ac
Pōka'i Bay Beach Park	3	1	70	15.49 ac
Pu'uloa Beach Park	3	1	78	4.88 ac
Tracks Beach Park	3	1	??	14.30 ac
Ulehawa Beach Park	3	2	53	57.65 ac
Āweoweo Beach Park	4	1	1	1.43 ac
Bellows Field Beach Park	4	2	N/A	54.20 ac
Ēhukai Beach Park	4	1	48	1.21 ac
Hale'iwa Ali'i Beach Park	4	3	89	19.25 ac
Hale'iwa Beach Park	4	1	132	15.67 ac

- Pua'ena Point	4			
Hau'ula Beach Park	4	1	2	9.08 ac
Hūnānāniho	4	3	138	74.76 ac
Ka'a'awa Beach Park	4	1	5	2.03 ac
Kaiaka Bay Beach Park	4	1	203	52.83 ac
Kailua Beach Park	4	3	278	35.20 ac
Kaiona Beach Park	4	1	18	4.33 ac
Kalae'ō'io Beach Park	4	0	0	0.81 ac
Kalama Beach Park	4	1	30	4.28 ac
Kaupō Beach Park	4	1	N/A	8.18 ac
Kawailoa Beach Park	4	0	0	.39 ac
Kokololio Beach Park	4	2	225	15.51 ac
Kualoa Regional Park	4	4	340	153.41 ac
Laenani Neighborhood Park	4	1	9	1.37 ac
Lā'ie Beach Park	4	0	43	7.35 ac
Makapu'u Beach Park	4	1	23	46.88 ac
Makaua Beach Park	4			0.14 ac
Mokulē'ia Beach Park	4	0	63	38.49
Nāoneala'a a Kāne'ohe (fka Kāne'ohe Beach Park)	4	1	7	1.05 ac
Punalu'u Beach Park	4	1	0	2.84 ac
Pūpūkea Beach Park	4	2	54	36.57 ac
Sunset Beach Park	4	0	0	17.73 ac
Sunset Point Beach Park	4	0	0	.93 ac
Swanzy Beach Park	4	1	20	4.82 ac
Waiale'e Beach Park	4	0	0	1.15 ac
Waimānalo Beach Park	4	2	101	37.56 ac
Waimea Bay Beach Park	4	1	87	22.16
Neal S. Blaisdell Park	5	1	247	25.89 ac

Shoreline Parks

 All items



SHORELINE PARK - 19 or Less Parking Stalls	Park district	# of Comfort stations	Parking Stalls	Size of the park
Diamond Head Beach Park	1	0	0	1.002
Duke Paoa Kahanamoku Beach	1	1	0	0.43
Joe Lukela Beach Park	1	0	9	3.48
Koke'e Beach Mini Park	1	0	0	0.47
Koko Kai Beach Mini Park	1	0	0	0.59
Kūhiō Beach Park	1	2	0	3.4
Lē'ahi Beach Park	1	0	0	1.28
Mākālei Beach Park	1	0	0	0.71
Maunalua Bay Beach Park	1	1	0	5.39
Wailupe Beach Park	1	1	19	1.19
Kalaeloa Beach Park	3	0		57.85 ac
Mākaha Beach Park	3	1		20.62 ac
Mauna Lahilahi Beach Park	3	0	0	8.74 ac
Tracks Beach Park	3	1	??	14.30 ac
* Pua'ena Point (Hale'iwa Beach Park)	4			
Āweoweo Beach Park	4	1	1	1.43 ac
Bellows Field Beach Park	4	2	N/A	54.20 ac
Hau'ula Beach Park	4	1	2	9.08 ac
Ka'a'awa Beach Park	4	1	5	2.03 ac
Kaiona Beach Park	4	1	18	4.33 ac
Kalae'ō'io Beach Park	4	0	0	0.81 ac
Kaupō Beach Park	4	1	N/A	8.18 ac
Kawailoa Beach Park	4	0	0	.39 ac
Laenani Neighborhood Park	4	1	9	1.37 ac
Makaua Beach Park	4			0.14 ac
Nāoneala'a a Kāne'ohe (fka Kāne'ohe Beach Park)	4	1	7	1.05 ac
Punalu'u Beach Park	4	1	0	2.84 ac
Sunset Beach Park	4	0	0	17.73 ac
Sunset Point Beach Park	4	0	0	.93 ac
Waiale'e Beach Park	4	0	0	1.15 ac

* indicates beach region part of larger shoreline park

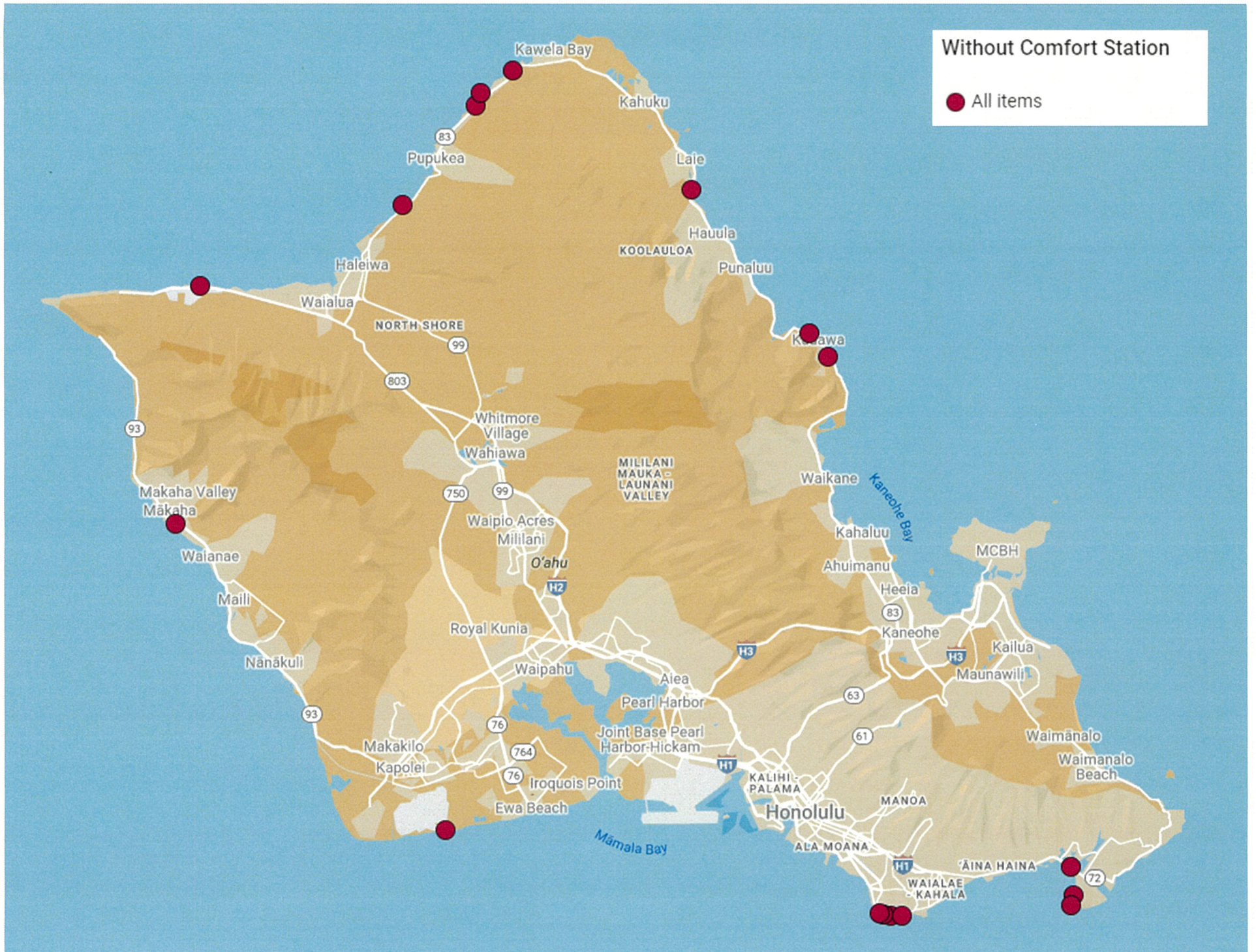


SHORELINE PARK - No Comfort Stations	Park district	# of Comfort stations	Parking Stalls	Size of the park
* Hālonā Blowhole (Sandy Beach Park)	1	0	45	1.77
Diamond Head Beach Park	1	0	0	1.002
Joe Lukela Beach Park	1	0	9	3.48
Koke'e Beach Mini Park	1	0	0	0.47
Koko Kai Beach Mini Park	1	0	0	0.59
Kuilei Cliffs Beach Park	1	0	40	10.61
Lē'ahi Beach Park	1	0	0	1.28
Mākālei Beach Park	1	0	0	0.71
Kalaeloa Beach Park	3	0		57.85 ac
Mauna Lahilahi Beach Park	3	0	0	8.74 ac
* Pua'ena Point (Hale'iwa Beach Park)	4			
Kalae'ō'io Beach Park	4	0	0	0.81 ac
Kawailoa Beach Park	4	0	0	.39 ac
Lā'ie Beach Park	4	0	43	7.35 ac
Makaua Beach Park	4			0.14 ac
Mokulē'ia Beach Park	4	0	63	
Sunset Beach Park	4	0	0	17.73 ac
Sunset Point Beach Park	4	0	0	.93 ac
Waiale'e Beach Park	4	0	0	1.15 ac

* indicates beach region part of larger shoreline park

Without Comfort Station

● All items



SHORELINE PARK - 10 Acres or Less	Park district	# of Comfort stations	Parking Stalls	Size of the park
Hanauma Bay Nature Preserve	1	5	297	50
Kapi'olani Park	1	3	76	154
Kuilei Cliffs Beach Park	1	0	40	10.61
Sandy Beach Park	1	2	182	22.64
Ala Moana Regional Park	2	6	915	119 acres
Kaka'ako Waterfront Park	2	3	472	72.0 Acres
Ke'ehi Lagoon Park	2	2	314	28 Acres
Kalaeloa Beach Park	3	0		57.85 ac
Kalaniana'ole Beach Park	3	1	66	39.63 ac
Kapapapuhi Point Park (fka Westloch Shoreline Park)	3	1	60	39 ac
Kea'au Beach Park	3	2	55	38.05 ac
Lualualei Beach Park	3	1	39	17.75 ac
Mā'ili Beach Park	3	5	209	39.56 ac
Mākaha Beach Park	3	1		20.62 ac
One'ula Beach Park	3	1	45	30 ac
Pōka'i Bay Beach Park	3	1	70	15.49 ac
Tracks Beach Park	3	1	??	14.30 ac
Ulehawa Beach Park	3	2	53	57.65 ac
Bellows Field Beach Park	4	2	N/A	54.20 ac
Hale'iwa Ali'i Beach Park	4	3	89	19.25 ac
Hale'iwa Beach Park	4	1	132	15.67 ac
Hūnānāniho	4	3	138	74.76 ac
Kaiaka Bay Beach Park	4	1	203	52.83 ac
Kailua Beach Park	4	3	278	35.20 ac
Kokololio Beach Park	4	2	225	15.51 ac
Kualoa Regional Park	4	4	340	153.41 ac
Makapu'u Beach Park	4	1	23	46.88 ac
Mokulē'ia Beach Park	4	0	63	38.49
Pūpūkea Beach Park	4	2	54	36.57 ac
Sunset Beach Park	4	0	0	17.73 ac
Waimānalo Beach Park	4	2	101	37.56 ac
Waimea Bay Beach Park	4	1	87	22.16
Neal S. Blaisdell Park	5	1	247	25.89 ac



SHORELINE PARK - 20 or More Parking Stalls	Park district	# of Comfort stations	Parking Stalls	Size of the park
Hanauma Bay Nature Preserve	1	5	297	50
Kapi'olani Park	1	3	76	154
Kawaiku'i Beach Park	1	1	44	4.1
Kuilei Cliffs Beach Park	1	0	40	10.61
Kuli'ou'ou Beach Park	1	1	25	3.23
Sandy Beach Park	1	2	182	22.64
- Hālonā Blowhole	1	0	45	1.77
Wai'ālae Beach Park	1	1	41	4.38
Ala Moana Regional Park	2	6	915	119 acres
Kaka'ako Waterfront Park	2	3	472	72.0 Acres
Ke'ehi Lagoon Park	2	2	314	28 Acres
Kewalo Basin	2	1	79	4 Acres
Barbers Point Beach Park	3	1	53	7.39 ac
Kahe Point Beach Park	3	1	58	4.47 ac
Kalaniana'ole Beach Park	3	1	66	39.63 ac
- Black Rocks Beach	3	1	26	
- Depots Beach	3	1	33	
- Forac (Zablan) Beach	3	1	37	
Kapapapuhi Point Park (fka Westloch Shoreline Park)	3	1	60	39 ac
Kea'au Beach Park	3	2	55	38.05 ac
Lualualei Beach Park	3	1	39	17.75 ac
Mā'ili Beach Park	3	5	209	39.56 ac
- Surfer's Beach	3	1	43	
One'ula Beach Park	3	1	45	30 ac
Pōka'i Bay Beach Park	3	1	70	15.49 ac
Pu'uloa Beach Park	3	1	78	4.88 ac
Ulehawa Beach Park	3	2	53	57.65 ac
'Ehukai Beach Park	4	1	48	1.21 ac
Hale'iwa Ali'i Beach Park	4	3	89	19.25 ac
Hale'iwa Beach Park	4	1	132	15.67 ac
Hūnānāniho	4	3	138	74.76 ac
Kaiaka Bay Beach Park	4	1	203	52.83 ac
Kailua Beach Park	4	3	278	35.20 ac
Kalama Beach Park	4	1	30	4.28 ac
Kokololio Beach Park	4	2	225	15.51 ac
Kualoa Regional Park	4	4	340	153.41 ac
Lā'ie Beach Park	4	0	43	7.35 ac
Makapu'u Beach Park	4	1	23	46.88 ac
Mokulē'ia Beach Park	4	0	63	38.49
Pūpūkea Beach Park	4	2	54	36.57 ac
Swanzy Beach Park	4	1	20	4.82 ac
Waimānalo Beach Park	4	2	101	37.56 ac
Waimea Bay Beach Park	4	1	87	22.16
Neal S. Blaisdell Park	5	1	247	25.89 ac

