


LEGISLATIVE BUDGET

FY 2024


Bill 10 (2023)



CONTENTS

| | |
|----------------------------|-------|
| Councilmembers | 1 |
| Legislative Branch | 2 |
| Organizational Chart | 2 |
| Branch Overview | 2-5 |
| Budget Summary | 6 |
| City Council | 7-9 |
| Office of Council Services | 10-13 |
| Office of the City Clerk | 14-17 |
| Office of the City Auditor | 18-21 |
| Provisional Activities | 22 |
| Bill 10 (2023) | 23 |

HONOLULU CITY COUNCIL – COUNCILMEMBERS



**Tommy Waters, Chair
District 4**



**Esther Kia'aina, Vice-Chair
District 3**




**Radiant Cordero, Floor Leader
District 7**



**Andria Tupola
District 1**



**Matt Weyer
District 2**



**Calvin K.Y. Say
District 5**



**Tyler Dos Santos-Tam
District 6**

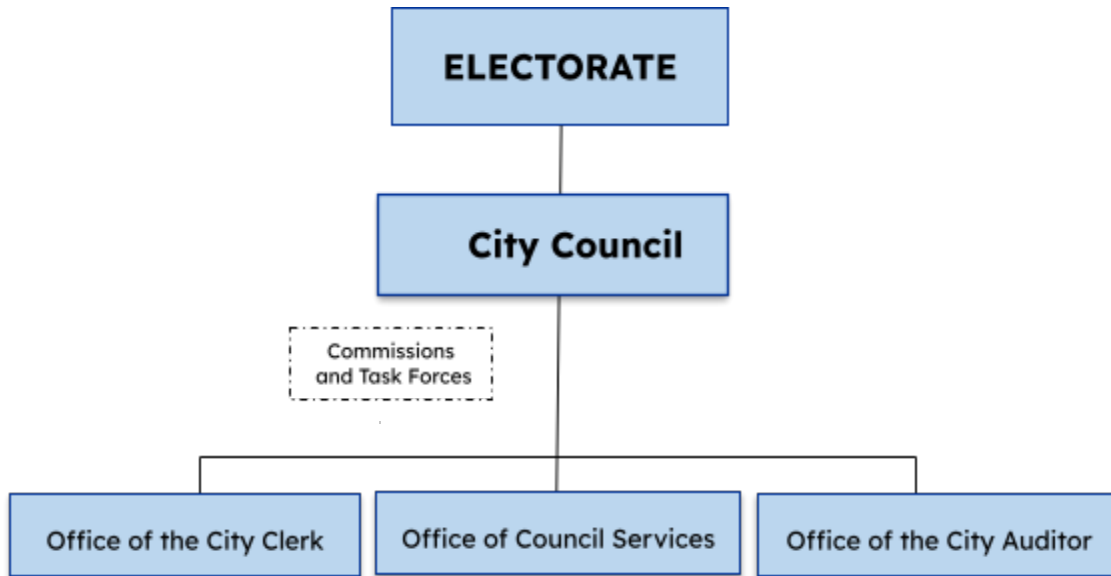


**Val Aquino Okimoto
District 8**



**Augie Tulba
District 9**

Organizational Chart



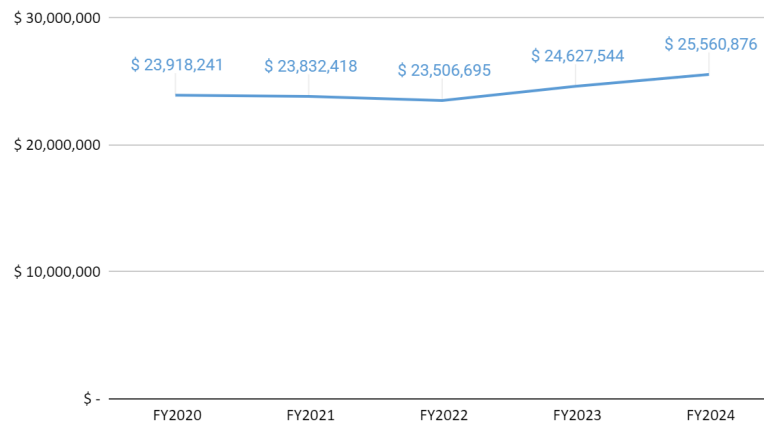
This chart reflects major programs and activities of the branch for FY 2024.

Branch Overview

FY 2024

- The Legislative Branch's budget appropriation request is \$25,560,876.
- The Legislative Branch's budget appropriation request reflects an increase of \$933,332 or 3.8% from the current fiscal year, FY2023.

TOTAL: Legislative Branch Budget Request, FY2020-FY2024



Funding is requested to cover the following branch activities in the upcoming fiscal year:

City Council Operations

- Council Meetings
- Committee Meetings
- Constituency Services
- Technological Activities
- Policy and Communications Support
- Community Engagement and Outreach

Council Services Operations

- Legislative Drafting
- Policy Research
- Ordinance Publication
- Website Upgrade
- Commissions and Task Force Activities

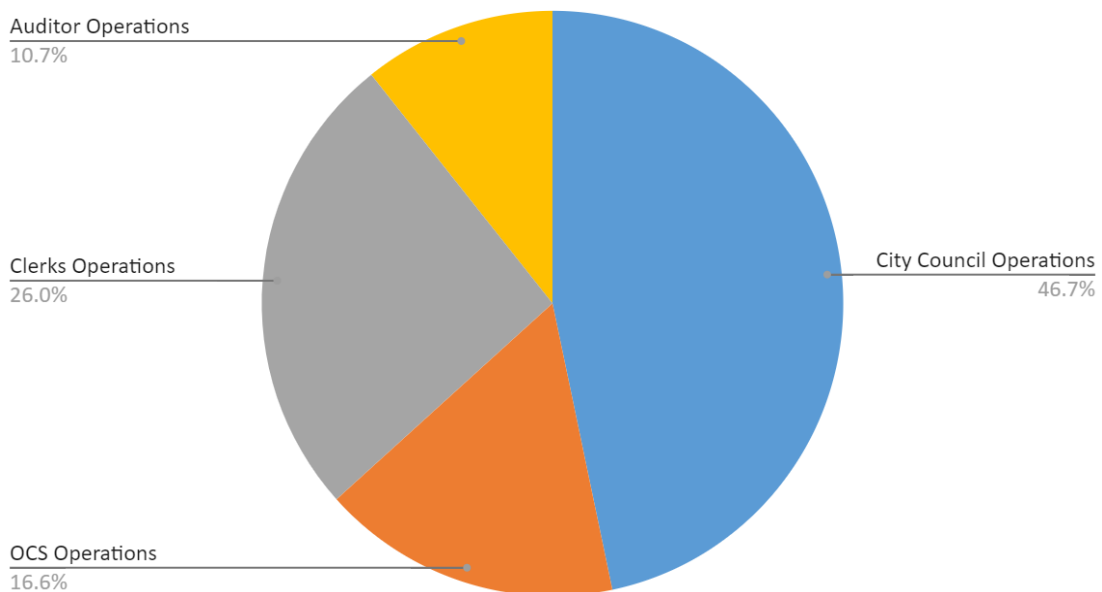
City Clerk Operations

- Legislative Records
- Election Activities
- Enhancements to HNLDOCS

City Auditor Operations

- Program Audits
- Financial Audits
- Citizen-Centric Report

FY2024 Agency Breakdown

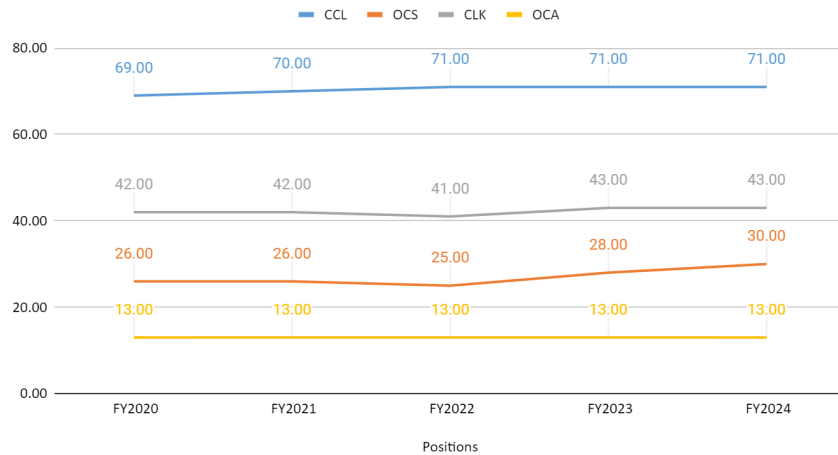


LEGISLATIVE BRANCH

Positions

- FTE 157, an increase of two positions from FY2023

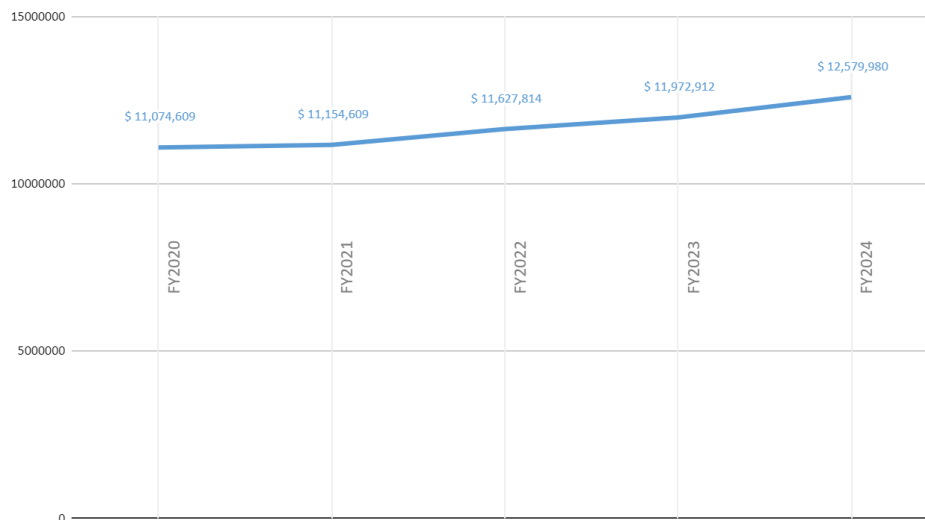
FTE TOTAL: FY 2020-2024



Salaries

- \$12,579,980, an increase of \$607,068 or 5.1% over FY2023
- A 4% salary adjustment for exempt branch personnel
- Salary adjustments and step movements for civil service personnel as negotiated by Collective Bargaining Agreement

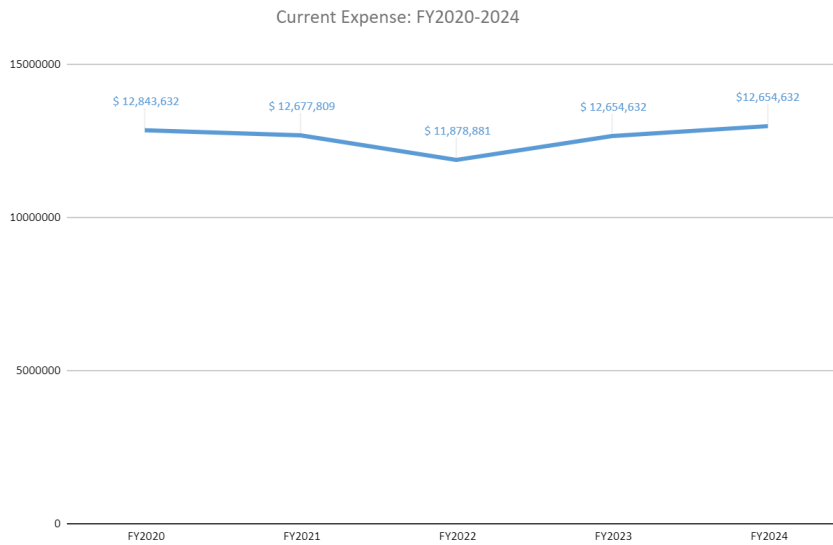
Salaries: FY2020-2024



Current Expenses

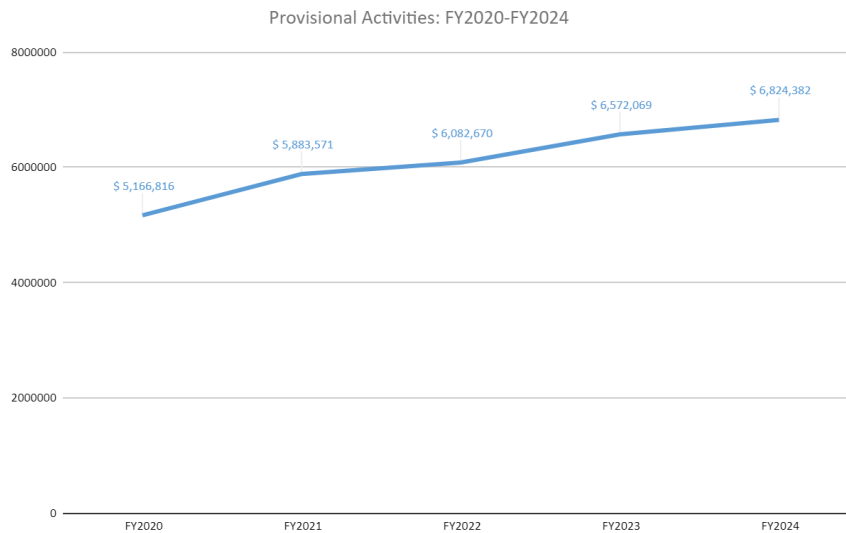
LEGISLATIVE BRANCH

- \$12,980,896 an increase of \$326,264 or 2.6% from FY2023
- Current expenses including provisional activities



Provisional Activities

- \$6,824,382 an increase of \$252,313 or 3.8% from FY2023.
- Health, retirement, unemployment, vacation pay, and FICA costs for branch personnel
- Calculated based on BFS Policy 20.3 recommendations



Legislative Branch Budget Summary, FY20-FY24

LEGISLATIVE BRANCH

| POSITIONS | FY 2020 | FY 2021 | FY 2022 | FY 2023 | FY 2024 |
|-----------------------|------------|------------|------------|------------|------------|
| Regular/Permanent FTE | 138 | 140 | 139 | 144 | 146 |
| Temporary FTE | 3 | 2 | 2 | 2 | 0 |
| Contract FTE | 9 | 9 | 9 | 9 | 11 |
| TOTAL | 150 | 151 | 150 | 155 | 157 |

| CHARACTER OF EXPENDITURES | FY 2020 | FY 2021 | FY 2022 | FY 2023 | FY 2024 |
|---------------------------|---------------------|---------------------|---------------------|---------------------|---------------------|
| Salaries | \$11,074,609 | \$11,154,609 | \$11,627,814 | \$11,972,912 | \$12,579,980 |
| Current Expenses | \$12,843,632 | \$12,677,809 | \$11,878,881 | \$12,654,632 | \$12,980,896 |
| TOTAL | \$23,918,241 | \$23,832,418 | \$23,506,695 | \$24,627,444 | \$25,560,876 |

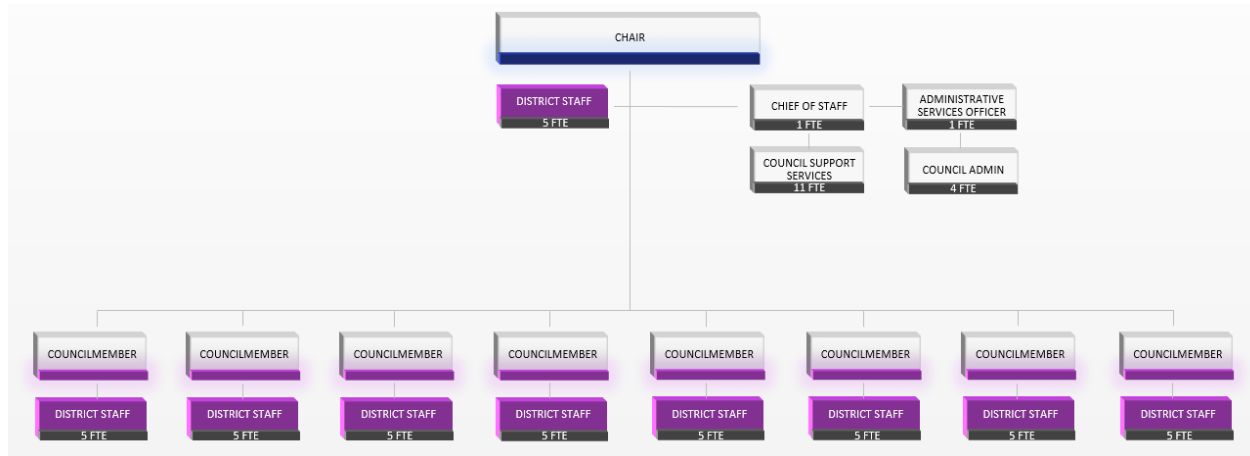
| PROGRAM APPROPRIATIONS | FY 2020 | FY 2021 | FY 2022 | FY 2023 | FY 2024 |
|------------------------|---------------------|---------------------|---------------------|---------------------|---------------------|
| City Council | \$7,642,775 | \$8,641,232 | \$8,260,317 | \$8,402,315 | \$8,749,419 |
| Council Services | \$2,724,944 | \$2,732,944 | \$2,732,788 | \$2,877,172 | \$3,115,049 |
| City Clerk | \$4,574,671 | \$4,763,256 | \$4,570,523 | \$4,882,811 | \$4,863,923 |
| City Auditor | \$3,808,862 | \$1,811,415 | \$1,880,397 | \$1,893,177 | \$2,008,103 |
| Provisional | \$5,166,989 | \$5,883,571 | \$6,062,670 | \$6,572,069 | \$6,824,382 |
| TOTAL | \$23,918,241 | \$23,832,418 | \$23,506,695 | \$24,627,544 | \$25,560,876 |

| SOURCE OF FUNDS | FY 2020 | FY 2021 | FY 2022 | FY 2023 | FY 2024 |
|---------------------------------------|---------------------|---------------------|---------------------|---------------------|---------------------|
| General Fund (GN) | \$23,786,241 | \$23,698,418 | \$23,372,695 | \$24,493,544 | \$25,420,176 |
| Solid Waste Special Fund (WF) | \$11,000 | \$12,000 | \$12,000 | \$12,000 | \$12,600 |
| Housing Development Special Fund (HD) | \$11,000 | \$12,000 | \$12,000 | \$12,000 | \$12,600 |
| Bus Transportation Fund (BT) | \$50,000 | \$50,000 | \$50,000 | \$50,000 | \$52,500 |
| Sewer Fund (SW) | \$60,000 | \$60,000 | \$60,000 | \$60,000 | \$63,000 |
| TOTAL | \$23,918,241 | \$23,832,418 | \$23,506,695 | \$24,627,544 | \$25,560,876 |

CITY COUNCIL

City Council Overview

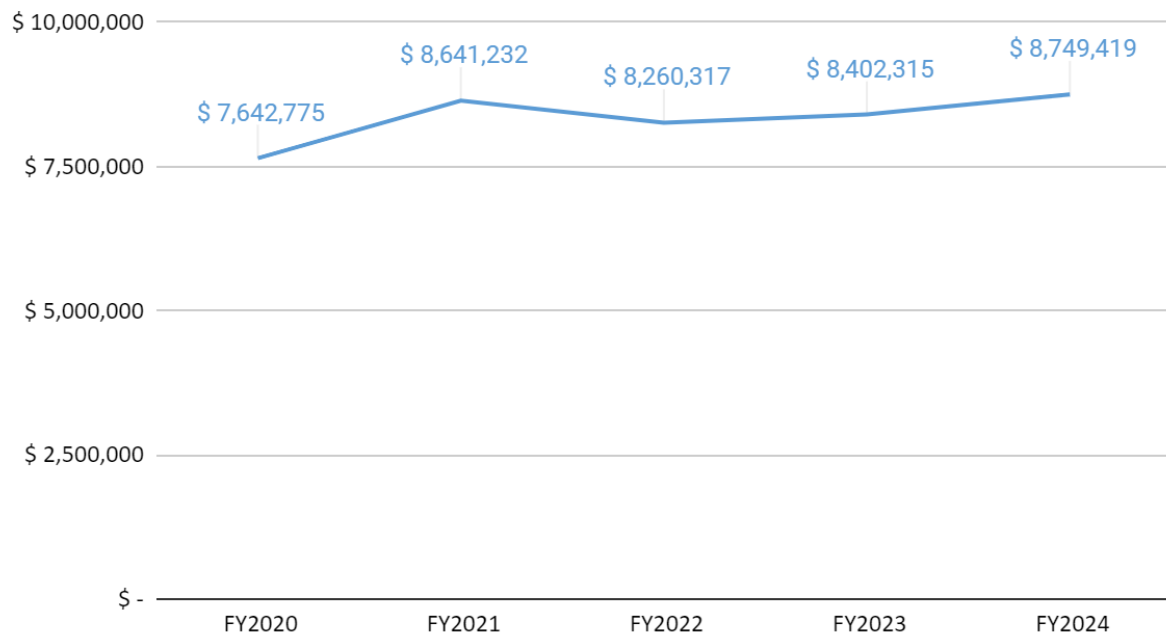
Organizational Chart, Budget Details, and Agency Highlights



FY 2024

- The City Council's budget appropriation request is \$8,749,419.
- The request increased by \$347,104, or 4.13% from the current fiscal year 2023.

CCL Total: FY2020-FY2024



CITY COUNCIL

Positions

- FTE 71, a decrease of two positions from FY2023

Salaries

- \$6,141,484 for FY2024
- Increase of \$236,211 from FY2023
- Salary adjustments of up to 4% for all exempt personnel

Current Expenses

- \$2,607,935 for FY2023
- Increase of \$110,893 or 4.44% from FY2023

Annual Contingency Allowance

- \$25,000 per district for FY2024

Agency Highlights

- Continued virtual Council and Committee meetings and the receipt of remote and in-person oral testimony
- Telecasting of meetings through honolulucitycouncil.org and 'Ōlelo 54
- Oversight and guidance on effective use of Federal American Rescue Plan Act funds
- Effective constituent engagement through town halls and outreach events
- Implementation of the Constituent Relationship Management (CRM) software platform
- Continued membership of Hawaii State Association of Counties (HSAC) and National League of Cities (NLC)
- Protected the health, welfare and safety of employees of the Legislative Branch
- Provided district-wide mailers on the approved budget
- Increased public access through modernization of Council website and increased social media presence

CITY COUNCIL

CCL Budget Summary, FY20-FY24

| POSITIONS | FY 2020 | FY 2021 | FY 2022 | FY 2023 | FY 2024 |
|---------------|-----------|-----------|-----------|-----------|-----------|
| Regular FTE | 67 | 68 | 69 | 69 | 69 |
| Temporary FTE | 0 | 0 | 0 | 0 | 0 |
| Contract FTE | 2 | 2 | 2 | 2 | 2 |
| | 69 | 70 | 71 | 71 | 71 |

| CHARACTER OF EXPENDITURES | FY 2020 | FY 2021 | FY 2022 | FY 2023 | FY 2024 |
|---------------------------|--------------------|--------------------|--------------------|--------------------|--------------------|
| Salaries | \$5,311,690 | \$5,391,690 | \$5,733,275 | \$5,905,273 | \$6,141,484 |
| Current Expenses | \$2,331,950 | \$3,249,542 | \$2,452,042 | \$2,497,042 | \$2,607,935 |
| | \$7,643,640 | \$8,641,232 | \$8,185,317 | \$8,402,315 | \$8,749,419 |

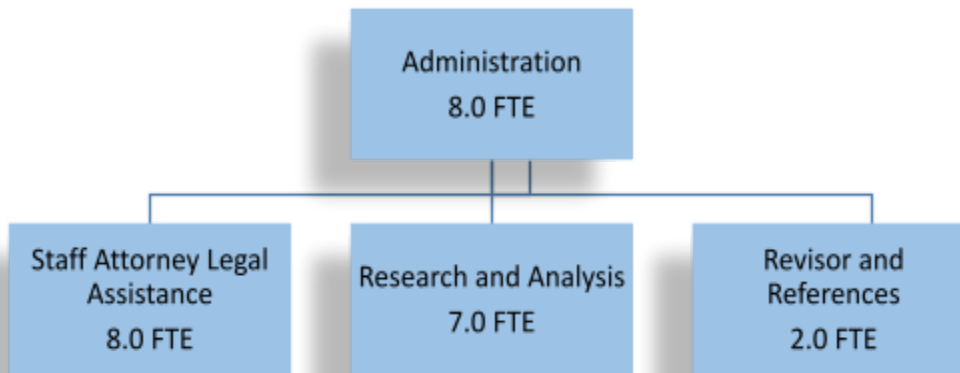
| PROGRAM APPROPRIATIONS | FY 2020 | FY 2021 | FY 2022 | FY 2023 | FY 2024 |
|------------------------|--------------------|--------------------|--------------------|--------------------|--------------------|
| Administration | \$7,372,775 | \$8,371,232 | \$7,915,317 | \$8,132,315 | \$8,479,419 |
| Council Allotment | \$270,000 | \$270,000 | \$270,000 | \$270,000 | \$270,000 |
| Salary Commission | \$0 | \$0 | \$0 | \$0 | \$0 |
| Charter Commission | \$0 | \$0 | \$0 | \$0 | \$0 |
| TOTAL | \$7,642,775 | \$8,641,232 | \$8,185,317 | \$8,402,315 | \$8,749,419 |

| SOURCE OF FUNDS | FY 2020 | FY 2021 | FY 2022 | FY 2023 | FY 2024 |
|-------------------|--------------------|--------------------|--------------------|--------------------|--------------------|
| General Fund (GN) | \$7,642,775 | \$8,641,232 | \$8,185,317 | \$8,402,315 | \$8,749,419 |
| TOTAL | \$7,642,775 | \$8,641,232 | \$8,185,317 | \$8,402,315 | \$8,749,419 |

CITY COUNCIL

Council Services Overview

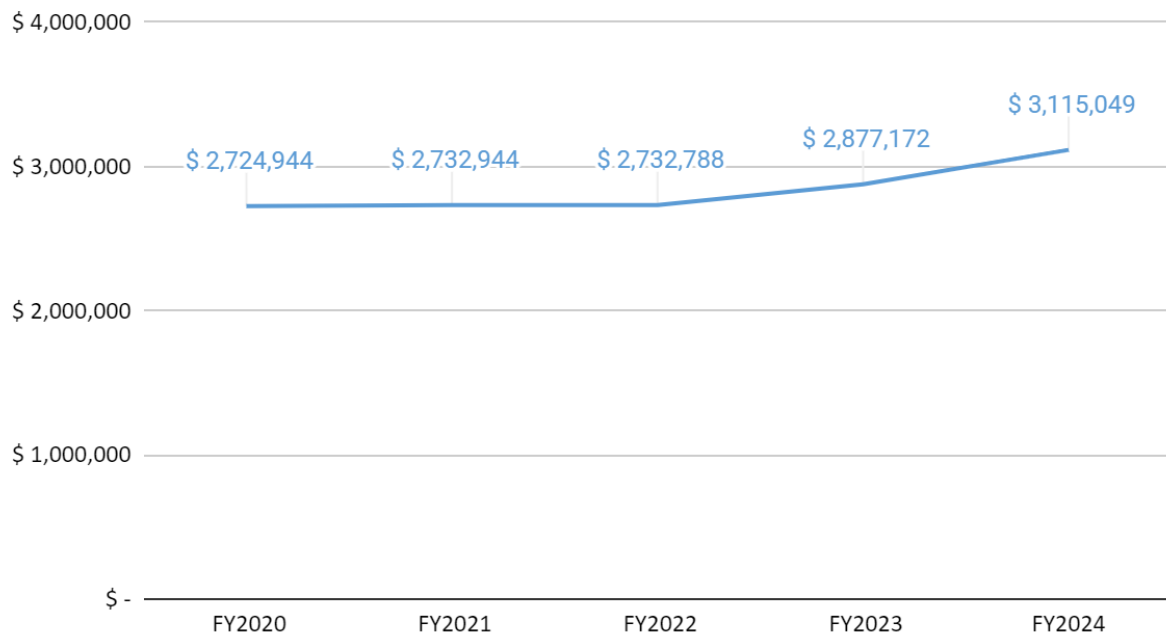
Organizational Chart, Budget Details, and Agency Highlights



FY 2024

- The Office of Council Services' (OCS) budget appropriation request is \$3,115,049.
- The request increased by \$237,877 or 8.26% from FY2023.

OCS Total: FY2020-FY2024



CITY COUNCIL

Positions

- FTE 30, an increase of two positions from FY2023

Salaries

- \$2,778,549 for FY2024
- Increase of \$229,227 or 8.99% from FY2023
- Salary adjustments of up to 4% for all exempt personnel

Current Expenses

- \$336,500 for FY2023
- Increase of \$8,650 or 2.63% from FY2023

Agency Highlights

- **Accomplishments OCS FY2022:**
 - Released the 22nd Issue Profile "Status of the City's Finances" for public use.
 - Issued an update to the Council Collection of Policy Resolutions.
 - Assisted the Council's Budget Committee and Councilmembers in reviewing, analyzing, and amending the FY 2023 operating and capital budgets for HART and the Executive Branch, and the operating budget for the Legislative Branch.
 - Staffed 13 Council meetings and public hearings, of which one was a special Council meeting.
 - Supported 89 committee meetings, including 17 special committee meetings, and three joint committee meetings.
 - Supported seven executive session meetings.
 - Supported 2 general and 13 executive HSAC meetings all via teleconference.
 - Supported 1 Kapi'olani Regional Park Trust meeting.
 - Supported 4 Salary Commission meetings.
 - Supported 16 ORPTAC meetings.
 - Completed 943 legislative assignments, which included 250 bills for ordinances, 363 resolutions, 99 legal and other research memoranda, and 231 other assignments, such as committee reports, budget worksheets, and digests of items on committee agendas.
 - 26% of assignments were RUSH assignments (two days or less turnaround).
 - 21 ordinances resulted from bills drafted or amended by OCS.
 - 115 adopted resolutions were drafted or amended by OCS.

CITY COUNCIL

- Performed 15 budget reviews for the Government Finance Officers Association.
- **OCS Special Projects and Accomplishments FY 2022:**
 - Assisted the Council and the Office of the City Clerk with the preparation of Council and Committee agenda language in response to amendments to the Hawai'i Sunshine Law requirements relating to the presentation of in-person and remote oral testimonies.
 - Completed the recodification of the Revised Ordinances of Honolulu in the four-volume ROH 2021.
 - Procured the services of American Legal Publishing Corporation to host the online version of the ROH in a manner that is federally compliant.
 - Supported the Council's Brown Bag Series by preparing and delivering a series of educational videos for Council staff, including overviews of land use, affordable housing, the Sunshine Law, the Charter, the ROH, and an overview of the Office of Council Services.
 - Purchased air filtration units to support a safe in-person office environment.
 - Raised \$1,385 for Aloha United Way.
- **Ongoing projects in the process of being completed during FY23:**
 - Continuing digitization of historical documents.
 - Assisting the Council's HSAC representative and Council's commissions.
 - Coordinating with DIT to improve the office's record-keeping and document retrieval capabilities.
 - Ongoing reworking of the OCS website for improved user experience, which includes the highly-visited ROH website.
 - Coordinating with the online host of the ROH to maintain a table of recently enacted ordinances to assist the public looking for current City laws.
 - Producing the following items in the OCS Resource Collection on DocuShare for Legislative Branch use:
 - Templates for commonly drafted legislation
 - Current and historical policy memos from the Council Chair
 - Historical ordinances and resolutions
 - Current Boards and Commissions, memberships and terms
 - Legislative Branch training videos on a variety of subjects
 - Council Rules
 - Decision-Making and other manuals
 - Participation in in-person and online professional development.

CITY COUNCIL

○

OCS Budget Summary, FY20-FY24

| POSITIONS | FY 2020 | FY 2021 | FY 2022 | FY 2023 | FY 2024 |
|--------------|---------|---------|---------|---------|---------|
| Regular FTE | 25 | 26 | 25 | 28 | 30 |
| Contract FTE | 0 | 0 | 0 | 0 | 0 |
| | 25 | 26 | 25 | 28 | 30 |

| CHARACTER OF EXPENDITURES | FY 2020 | FY 2021 | FY 2022 | FY 2023 | FY 2024 |
|---------------------------|-------------|-------------|-------------|-------------|-------------|
| Salaries | \$2,392,994 | \$2,392,994 | \$2,407,138 | \$2,549,322 | \$2,778,549 |
| Current Expenses | \$331,950 | \$339,950 | \$325,650 | \$327,850 | \$336,500 |
| | \$2,724,944 | \$2,732,944 | \$2,732,788 | \$2,877,172 | \$3,115,049 |

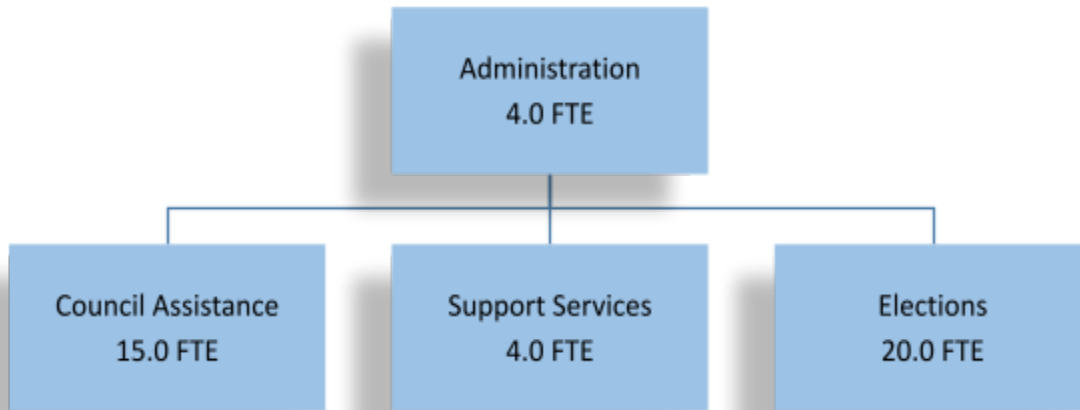
| PROGRAM APPROPRIATIONS | FY 2020 | FY 2021 | FY 2022 | FY 2023 | FY 2024 |
|-------------------------------|-------------|-------------|-------------|-------------|-------------|
| Administration | \$989,308 | \$1,063,694 | \$1,072,378 | \$1,096,980 | \$1,172,817 |
| Legal Assistance | \$827,162 | \$827,162 | \$847,990 | \$843,429 | \$919,989 |
| Organized Research & Analysis | \$707,408 | \$707,408 | \$671,000 | \$791,100 | \$864,023 |
| Revisor and References | \$201,066 | \$134,680 | \$141,420 | \$145,663 | \$158,220 |
| TOTAL | \$2,724,944 | \$2,732,944 | \$2,732,788 | \$2,877,172 | \$3,115,049 |

| SOURCE OF FUNDS | FY 2020 | FY 2021 | FY 2022 | FY 2023 | FY2024 |
|-------------------|-------------|-------------|-------------|-------------|-------------|
| General Fund (GN) | \$2,724,944 | \$2,732,944 | \$2,732,788 | \$2,877,172 | \$3,115,049 |
| TOTAL | \$2,724,944 | \$2,732,944 | \$2,732,788 | \$2,877,172 | \$3,115,049 |

OFFICE OF THE CITY CLERK

City Clerk Overview

Organizational Chart, Budget Details, and Agency Highlights

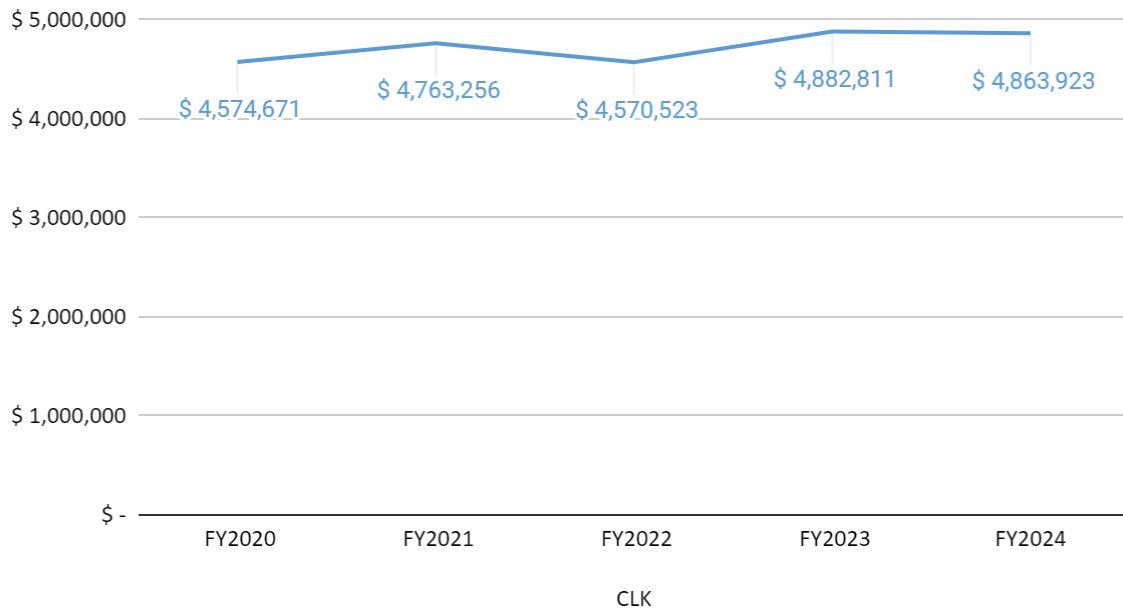


FY 2024

- The Office of the City Clerk's (CLK) budget appropriation request is \$4,863,923.
- The request represents a decrease of \$18,888 or a decrease of 0.38% from the current fiscal year, FY2023.

OFFICE OF THE CITY CLERK

CLK Total: FY2020-FY2024



Positions

- FTE 43, no change from FY2023

Salaries

- \$2,374,355 for FY2024
- Increase of \$61,415 or 2.65% from FY2023
- Salary adjustments based on collective bargaining agreements for regular civil service personnel

Current Expenses

- \$2,489,568 for FY2024
- Decrease of \$80,303 or 3.24% from FY2023
 - Expenses in FY2023 include voting systems/ballots, temporary election staffing, voter information media production for 2024 elections, and Special Duty HPD Security at all Council/Committee Meetings

OFFICE OF THE CITY CLERK

Agency Highlights

- Ongoing staffing/support of the Council's legislative meetings.
- Refinement of videoconferencing processes for remote public participation with the recently installed Council Chamber audio/video system upgrade.
- Implementation of 2022 regularly scheduled elections.
- Enhancements for *HNLDOCS* including online intake for public testimony and associated videoconference registration and automated electronic notification.

OFFICE OF THE CITY CLERK

CLK Budget Summary, FY20-FY24

| POSITIONS | FY 2020 | FY 2021 | FY 2022 | FY 2023 | FY 2024 |
|---------------|-----------|-----------|-----------|-----------|-----------|
| Permanent FTE | 34 | 34 | 33 | 35 | 33 |
| Temporary FTE | 0 | 0 | 0 | 0 | 0 |
| Contract FTE | 8 | 8 | 8 | 8 | 10 |
| TOTAL | 42 | 42 | 41 | 43 | 43 |

| CHARACTER OF EXPENDITURES | FY 2020 | FY 2021 | FY 2022 | FY 2023 | FY 2024 |
|---------------------------|--------------------|--------------------|--------------------|--------------------|--------------------|
| Salaries | \$2,238,913 | \$2,238,913 | \$2,299,837 | \$2,312,940 | \$2,374,355 |
| Current Expenses | \$2,335,758 | \$2,524,343 | \$2,270,686 | \$2,569,871 | \$2,489,568 |
| TOTAL | \$4,574,671 | \$4,763,256 | \$4,570,523 | \$4,882,811 | \$4,863,923 |

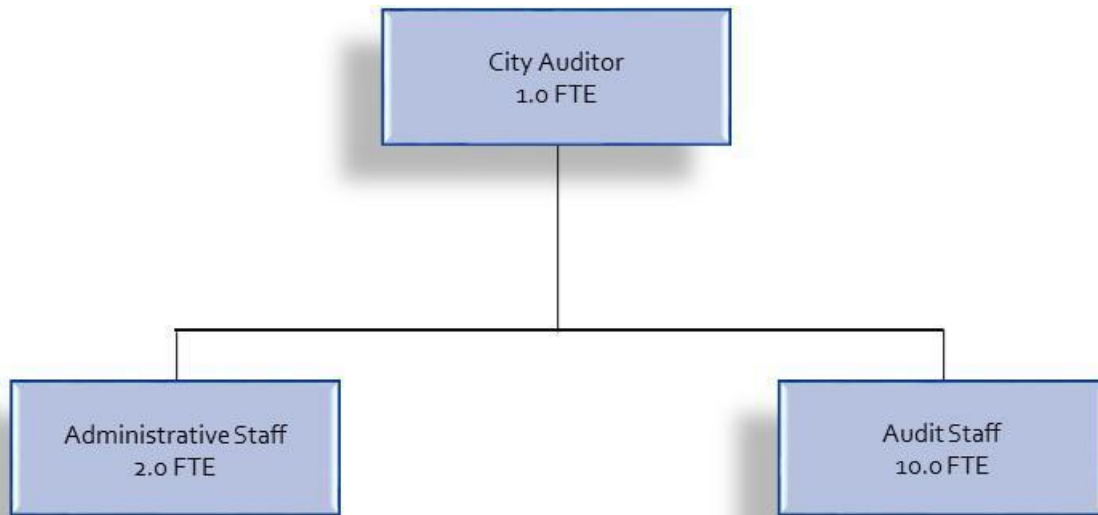
| PROGRAM APPROPRIATIONS | FY 2020 | FY 2021 | FY 2022 | FY 2023 | FY 2024 |
|------------------------|--------------------|--------------------|--------------------|--------------------|--------------------|
| Administration | \$410,192 | \$465,355 | \$492,263 | \$444,800 | \$462,567 |
| Support Services | \$335,787 | \$35,387 | \$292,213 | \$287,126 | \$277,382 |
| Council Assistance | \$1,010,152 | \$1,022,709 | \$1,056,818 | \$1,010,026 | \$1,047,670 |
| Elections | \$2,818,540 | \$2,939,805 | \$2,729,229 | \$3,140,859 | \$3,076,304 |
| TOTAL | \$4,574,671 | \$4,763,256 | \$4,570,523 | \$4,882,811 | \$4,863,923 |

| SOURCE OF FUNDS | FY 2020 | FY 2021 | FY 2022 | FY 2023 | FY 2024 |
|-------------------|--------------------|--------------------|--------------------|--------------------|--------------------|
| General Fund (GN) | \$4,574,671 | \$4,763,256 | \$4,570,523 | \$4,882,811 | \$4,863,923 |
| TOTAL | \$4,574,671 | \$4,763,256 | \$4,570,523 | \$4,882,811 | \$4,863,923 |

OFFICE OF THE CITY AUDITOR

City Auditor Overview

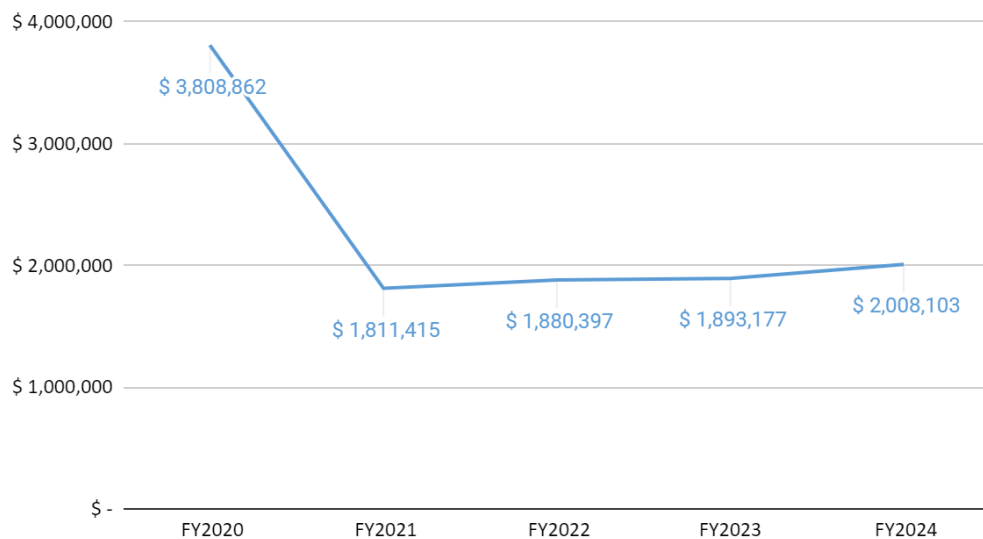
Organizational Chart, Budget Details, and Agency Highlights



FY 2024

- The Office of the City Auditor's (OCA) budget appropriation request is \$2,008,103
- The request increased by \$114,926 or 6.07% from FY2023

OCA Total: FY2020-FY2024



OFFICE OF THE CITY AUDITOR

Positions

- FTE 13, no change from FY2023

Salaries

- \$1,285,592 for FY2024
- Increase of \$80,215 or 6.65% from FY2023
- Includes salary adjustments, incentive and retention program funding.

Current Expenses

- \$687,800 for FY2023
- Decrease of \$5,033 or 0.7% from FY2022

Agency Highlights

- **Accomplishments:**
 - OCA received a Certificate of Excellence in Citizen-Centric Reporting in September 2022 from the Association of Government Accountants for its submission of the FY 2021 Citizen-Centric Report.
 - OCA is active in professional local and national associations and staff members continue to serve as members of various committees and as elected officers on national boards.
- **Projects Completed:**
 - Follow-Up on Recommendations from Report No. 19-01 and Select Recommendations from Report No. 20-05, on the Honolulu Authority for Rapid Transportation (HART). Report was issued in July 2022.
 - Office of the City Auditor Annual Report FY2021-22. Report was issued in July 2022.
- **Ongoing projects in the process of being completed during FY23:**
 - Audit of Select CARES Act Programs and Expenditures
 - Audit of the Honolulu Police Commission
 - Audit of Select Management Issues Impacting the City's Ability to Effectively Hire and Sustain Its Workforce, Resolution 22-43, CD1
 - Audit of the Hanauma Bay Online Reservation System

OFFICE OF THE CITY AUDITOR

- Audit of the Department of Design and Construction's Implementation of the City's Capital Improvement Program, Resolution 22-233
- National Community Survey (NCS)TM (FY 2022). This is the fourteenth community survey to be conducted for the City and County of Honolulu.
- Annual Comprehensive Financial Report (ACFR). Financial audit of city and county financial statements for FY 2022. External audit includes:
 - City and County of Honolulu - Public Transportation System - Bus and Paratransit Operations, Financial Statements and Supplemental Schedules, June 30, 2022
 - City and County of Honolulu - Sewer Fund Financial Statements, June 30, 2022
 - Single Audit of Federal Financial Assistance Programs for the fiscal Year ended June 30, 2022
 - Financial Audit of the City and County of Honolulu for the Fiscal Year Ended June 30, 2022 - Management Letter (as applicable)

OFFICE OF THE CITY AUDITOR

OCA Budget Summary, FY20-FY24

| POSITIONS | FY 2020 | FY 2021 | FY 2022 | FY 2023 | FY2024 |
|---------------|-----------|-----------|-----------|-----------|-----------|
| Regular FTE | 12 | 12 | 12 | 12 | 12 |
| Temporary FTE | 0 | 0 | 0 | 0 | 0 |
| Contract FTE | 1 | 1 | 1 | 1 | 1 |
| TOTAL | 13 | 13 | 13 | 13 | 13 |

| CHARACTER OF EXPENDITURES | FY 2020 | FY 2021 | FY 2022 | FY 2023 | FY 2024 |
|---------------------------|--------------------|--------------------|--------------------|--------------------|--------------------|
| Salaries | \$1,131,012 | \$1,131,012 | \$1,187,564 | \$1,205,377 | \$1,285,592 |
| Current Expenses | \$2,677,850 | \$680,403 | \$692,833 | \$687,800 | \$722,511 |
| TOTAL | \$3,808,862 | \$1,811,415 | \$1,880,397 | \$1,893,177 | \$2,008,103 |

| PROGRAM APPROPRIATIONS | FY 2020 | FY 2021 | FY 2022 | FY 2023 | FY 2024 |
|------------------------|--------------------|--------------------|--------------------|--------------------|--------------------|
| Administration | \$2,620,883 | \$623,436 | \$654,518 | \$655,360 | \$705,973 |
| Audit | \$757,979 | \$757,979 | \$795,879 | \$807,817 | 852,130 |
| Financial Audit | \$430,000 | \$430,000 | \$430,000 | \$430,000 | 450,000 |
| TOTAL | \$3,808,862 | \$1,811,415 | \$1,880,397 | \$1,893,177 | \$2,008,103 |

| SOURCE OF FUNDS | FY 2020 | FY 2021 | FY 2022 | FY 2023 | FY2024 |
|---------------------------------------|--------------------|--------------------|--------------------|--------------------|--------------------|
| General Fund (GN) | \$3,676,862 | \$1,677,415 | \$1,746,397 | \$1,759,177 | \$1,867,403 |
| Solid Waste Special Fund (WF) | \$11,000 | \$12,000 | \$12,000 | \$12,000 | \$12,600 |
| Housing Development Special Fund (HD) | \$11,000 | \$12,000 | \$12,000 | \$12,000 | \$12,600 |
| Bus Transportation Fund (BT) | \$50,000 | \$50,000 | \$50,000 | \$50,000 | \$52,500 |
| Sewer Fund (SW) | \$60,000 | \$60,000 | \$60,000 | \$60,000 | \$63,000 |
| TOTAL | \$3,808,862 | \$1,811,415 | \$1,880,397 | \$1,893,177 | \$2,008,103 |

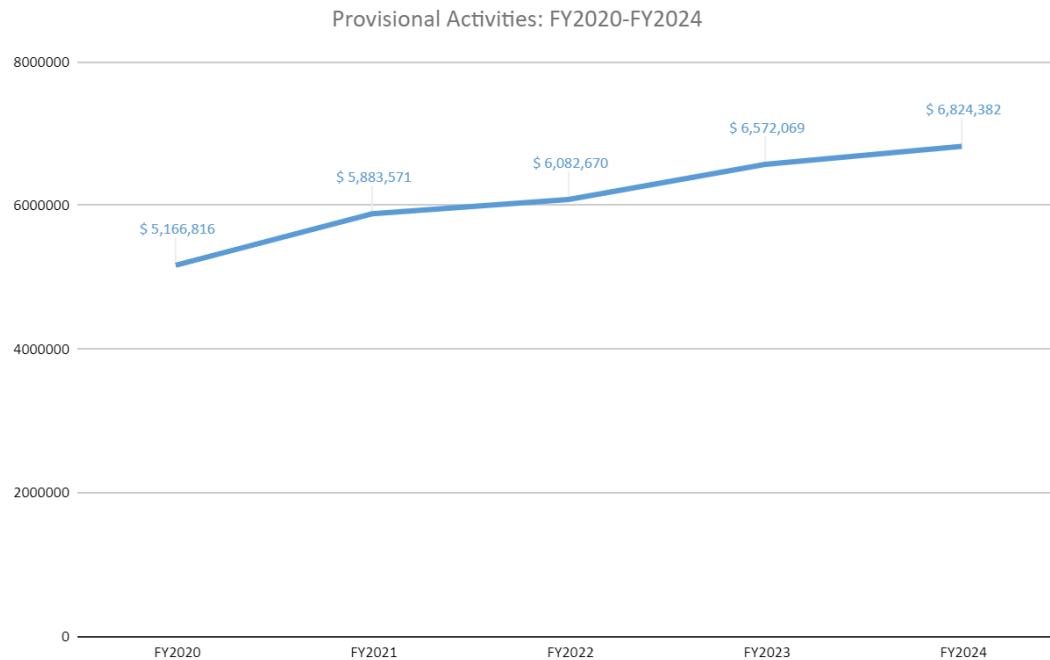
PROVISIONAL ACTIVITIES

Provisional Overview

Budget Details and Highlights

FY 2024

- The Provisional Activity (PRV) budget appropriation request is \$6,824,382
- The PRV budget appropriation request increased by \$252,313 or 3.83% from FY2023



Current Expenses

- Employer's share calculated pursuant to BFS policy 20.3 and Act 17 mandatory minimums for ERS
- Covers Employer's share of the following:
 - Employees' Retirement System (ERS)
 - FICA Tax
 - EUTF
 - Accumulated Vacation Leave
 - Unemployment Compensation

Bill 10 (2023)



CITY COUNCIL
CITY AND COUNTY OF HONOLULU
HONOLULU, HAWAII

ORDINANCE _____
BILL 10 (2023)

A BILL FOR AN ORDINANCE

RELATING TO THE LEGISLATIVE BUDGET FOR THE FISCAL YEAR JULY 1, 2023 TO JUNE 30, 2024.

BE IT ORDAINED by the People of the City and County of Honolulu:

SECTION 1. The revenues from the following sources estimated for the fiscal year July 1, 2023 to June 30, 2024 are hereby provided and appropriated for the purposes set forth in Section 2:

OPERATING FUNDS

| <u>FUND CODE</u> | <u>SOURCE OF FUNDS</u> | <u>AMOUNT</u> |
|----------------------|----------------------------------|---------------------|
| GN | General Fund | \$25,420,176 |
| WF | Solid Waste Special Fund | 12,600 |
| HD | Housing Development Special Fund | 12,600 |
| BT | Transportation Fund | 52,500 |
| SW | Sewer Fund | 63,000 |
| TOTAL | | \$25,560,876 |
| | | ===== |

Bill 10 (2023)



CITY COUNCIL CITY AND COUNTY OF HONOLULU HONOLULU, HAWAII

ORDINANCE _____
BILL 10 (2023)

A BILL FOR AN ORDINANCE

SECTION 2. The monies described in Section 1 for the fiscal year July 1, 2023 to June 30, 2024 are appropriated as indicated to the following activities in the GENERAL GOVERNMENT--LEGISLATIVE function.

| FUNCTION, PROGRAMS & ACTIVITIES | NUMBER OF POSITIONS (F.T.E.) | SALARIES | CURRENT EXPENSES | EQUIPMENT | TOTAL ALL FUNDS | SOURCE OF FUNDS |
|--|------------------------------------|-------------|---------------------|-----------|-----------------------|--|
| GENERAL GOVERNMENT--LEGISLATIVE | | | | | | |
| CITY COUNCIL: | | | | | | |
| City Council | | | | | | |
| Administration | 71.00 | \$6,141,484 | \$2,337,935 | \$0 | \$8,479,419 | \$8,479,419 GN |
| Council Allotment | 0.00 | 0 | 270,000 | 0 | 270,000 | 270,000 GN |
| TOTAL CITY COUNCIL | 71.00 | \$6,141,484 | \$2,607,935 | \$0 | \$8,749,419 | \$8,749,419 |
| OFFICE OF COUNCIL SERVICES: | | | | | | |
| Office of Council Services | | | | | | |
| Administration | 8.00 | \$836,317 | \$336,500 | \$0 | \$1,172,817 | \$1,172,817 GN |
| Legal Assistance | 10.00 | 919,989 | 0 | 0 | 919,989 | 919,989 GN |
| Organized Research and Analysis | 10.00 | 864,023 | 0 | 0 | 864,023 | 864,023 GN |
| Revisor and References | 2.00 | 158,220 | 0 | 0 | 158,220 | 158,220 GN |
| TOTAL OFFICE OF COUNCIL SERVICES | 30.00 | \$2,778,549 | \$336,500 | \$0 | \$3,115,049 | \$3,115,049 |
| CITY CLERK: | | | | | | |
| City Clerk | | | | | | |
| Administration | 4.00 | \$422,407 | \$40,160 | \$0 | \$462,567 | \$462,567 GN |
| Support Services | 4.00 | 194,032 | 83,350 | 0 | 277,382 | 277,382 GN |
| Council Assistance | 15.00 | 943,320 | 104,350 | 0 | 1,047,670 | 1,047,670 GN |
| Elections | 20.00 | 814,596 | 2,261,708 | 0 | 3,076,304 | 3,076,304 GN |
| TOTAL CITY CLERK | 43.00 | \$2,374,355 | \$2,489,568 | \$0 | \$4,863,923 | \$4,863,923 |
| CITY AUDITOR: | | | | | | |
| City Auditor | | | | | | |
| Administration | 3.00 | \$433,462 | \$272,511 | \$0 | \$705,973 | \$705,973 GN |
| Audit | 10.00 | 852,130 | 0 | 0 | 852,130 | 852,130 GN |
| Financial Audit | 0.00 | 0 | 450,000 | 0 | 450,000 | 309,300 GN 12,600 WF 12,600 HD 52,500 BT 63,000 SW |
| TOTAL CITY AUDITOR | 13.00 | \$1,285,592 | \$722,511 | \$0 | \$2,008,103 | \$2,008,103 |

Bill 10 (2023)



CITY COUNCIL
CITY AND COUNTY OF HONOLULU
HONOLULU, HAWAII

ORDINANCE _____

BILL **10 (2023)**

A BILL FOR AN ORDINANCE

| FUNCTION, PROGRAMS & ACTIVITIES | NUMBER OF POSITIONS (F.T.E.) | SALARIES | CURRENT EXPENSES | EQUIPMENT | TOTAL ALL FUNDS | SOURCE OF FUNDS |
|--|------------------------------------|---------------------|---------------------|------------|-----------------------|-----------------------|
| PROVISIONAL: | | | | | | |
| Retirement System Contribution-- | | | | | | |
| Employer's Share | 0.00 | \$0 | \$3,019,195 | \$0 | \$3,019,195 | \$3,019,195 GN |
| FICA Tax: Employer's Share | 0.00 | 0 | 1,000,353 | 0 | 1,000,353 | 1,000,353 GN |
| EUTF | 0.00 | 0 | 2,529,834 | 0 | 2,529,834 | 2,529,834 GN |
| Accumulated Vacation Leave | 0.00 | 0 | 250,000 | 0 | 250,000 | 250,000 GN |
| Unemployment Compensation | 0.00 | 0 | 25,000 | 0 | 25,000 | 25,000 GN |
| TOTAL PROVISIONAL | 0.00 | \$0 | \$6,824,382 | \$0 | \$6,824,382 | \$6,824,382 |
| TOTAL GENERAL GOVERNMENT--LEGISLATIVE | 167.00 | \$12,679,980 | \$12,980,896 | \$0 | \$25,560,876 | \$25,560,876 |
| TOTAL GENERAL GOVERNMENT--LEGISLATIVE | | | | | | |
| SOURCE OF FUNDS | | | | | | |
| GN General Fund | | \$25,420,176 | | | | |
| WF Solid Waste Special Fund | | 12,600 | | | | |
| HD Housing Development Special Fund | | 12,600 | | | | |
| BT Transportation Fund | | 52,500 | | | | |
| SW Sewer Fund | | 63,000 | | | | |
| TOTAL GENERAL GOVERNMENT--LEGISLATIVE | | \$25,560,876 | | | | |

Bill 10 (2023)



CITY COUNCIL
CITY AND COUNTY OF HONOLULU
HONOLULU, HAWAII

ORDINANCE _____

BILL 10 (2023)

A BILL FOR AN ORDINANCE

SECTION 3. General Provisos.

(a) As used in this ordinance:

Agency. Any department, office, board, commission, or other governmental unit of the City and County of Honolulu, as the case may be.

Charter. The Revised Charter of the City and County of Honolulu 1973 (Amended 2017 Edition), as amended.

City. The City and County of Honolulu.

Council. The Council of the City and County of Honolulu.

Government. The federal government, the State government, the government of any other state, any political subdivision of any state, or any quasi-governmental entity.

ROH. The Revised Ordinances of Honolulu 2021.

- (b) **Limited purpose monies.** The City may receive monies whose use is specified or otherwise limited by the monies' source from: (1) any governmental or quasi-governmental agency; (2) any private source including monetary gifts whose use is specified by the donor; or (3) any combination thereof. When such monies are received, the Director of Budget and Fiscal Services shall maintain special funds or accounts showing the monies so received and specifying the purposes for which they have been received and held.

All such monies specified in Section 2 of this ordinance are appropriated in the amounts and for the purposes set forth, and all expenditures shall be made as provided by law. All other such monies not specified in Section 2 of this ordinance and which are limited purpose monies are appropriated and may be expended by the City agencies included in this ordinance if the monies are approved as provided in subsection (d). Should revenues from this ordinance or from elsewhere exceed the amounts specified, the excess is hereby appropriated and may be expended in accordance with the provisions of the monies' source and of this section; provided that: (1) the scope of the funded activity or project shall not be increased unless approved in accordance with subsection (d); (2) the excess monies are reported to the Council; and (3) when the funded activity or project is financed by both City and non-City funds and the revenues from a non-City fund source exceed the amount approved in this ordinance, the City fund appropriation shall be decreased by the amount of the excess revenues unless

Bill 10 (2023)



CITY COUNCIL
CITY AND COUNTY OF HONOLULU
HONOLULU, HAWAII

ORDINANCE _____

BILL 10 (2023)

A BILL FOR AN ORDINANCE

such decrease would jeopardize the receipt of the increased amount from the non-City fund source or the award of the contract.

The Director of Budget and Fiscal Services shall report to the Council no later than 30 days after June 30 detailing, for the fiscal year just ended, the amount of any excess monies received, and the function, program, and activity to which the monies have been allotted for expenditure.

- (c) *Monetary gifts for unspecified purposes.* The City may receive monetary gifts whose use is not specified or otherwise limited by the donor. All such monies are appropriated and may be expended by the City agencies included in this ordinance if the monies are approved in accordance with the gift approval requirement as provided in subsection (d).
- (d) Expenditure of all monies received pursuant to subsection (b) or (c), including appropriations or grants by the federal or State government to the City and private grant agreements, shall be deemed approved, and the designated City official shall be deemed authorized to receive and expend the funds provided pursuant to the agreement, 15 days after notice of receipt of such monies is filed with the City Clerk and distributed to all members of the Council, unless a Councilmember files a written objection with the City Clerk prior to the 15th day. Limited purpose monies that have been objected to shall be subject to Council approval by way of a formal resolution. Intergovernmental and private grant agreements must comply with ROH Chapter 1, Article 8. Gifts shall be approved by the Council in accordance with Section 13-113 of the Charter and Council Resolution 05-349, CD1, FD1, or successor Council policy. The Council reserves the right to require any monies to be approved by an appropriate budget ordinance.
- (e) The legislative agencies, upon approval by the Council Chair, may transfer monies appropriated in Section 2 of this ordinance between activities, including transfers between activities in different programs, or between characters of expenditures, including transfers between characters of expenditures in different programs and activities.

SECTION 4. The detailed Statement of Revenues and Surplus contained in the Executive Operating Program for the Fiscal Year July 1, 2023 to June 30, 2024, as transmitted to the Council in the Executive Program and Budget for the Fiscal Year 2024, Volume 1 (Operating Program and Budget), and as amended in any Executive Operating Program amendments, is hereby incorporated by reference and adopted as an integral part of this ordinance. The detailed Statement of Revenues and Surplus contained therein may be further amended regarding any applicable fund by any

Bill 10 (2023)



CITY COUNCIL
CITY AND COUNTY OF HONOLULU
HONOLULU, HAWAII

ORDINANCE _____

BILL 10 (2023)

A BILL FOR AN ORDINANCE

amendment to the Executive Operating Budget ordinance, Executive Capital Budget ordinance, Legislative Budget ordinance, Operating Budget ordinance for the Honolulu Authority for Rapid Transportation, or Capital Budget ordinance for the Honolulu Authority for Rapid Transportation. In case of any conflict between the substantive provisions of the Executive Operating Program as transmitted and this ordinance or the above budget amendments, the provisions of this ordinance and any of the above budget amendments shall prevail.

SECTION 5. This ordinance takes effect on July 1, 2023.

INTRODUCED BY:

Tony Wata

DATE OF INTRODUCTION:

MAR 02 2023

Honolulu, Hawai'i

Councilmembers

APPROVED AS TO FORM AND LEGALITY:

Deputy Corporation Counsel

APPROVED this _____ day of _____, 20____.

RICK BLANGIARDI, Mayor
City and County of Honolulu

OCS2023-0145/2/23/2023 1:25 PM

6