


'22MAR08 AM 11:50 CITY CLERK



DEPARTMENT OF ENVIRONMENTAL SERVICES  
FY 2023 CAPITAL AND OPERATING BUDGET REQUEST  
March 8, 2022



DEPT. COM. 187  
BUD



•DIRECTOR OF ENVIRONMENTAL SERVICES NC 00  
•WS800 BABCOCK, ROGER

•DEPUTY DIRECTOR OF ENVIRONMENTAL SERVICES NC 00  
•WS801 O'KEEFE, MICHAEL

•PRIVATE SECRETARY II SR-22  
•WS802 HIGA, CRAYTON

•PRIVATE SECRETARY I SR-20  
•WS803 UNABIA, JESSIE

•OFFICE OF ENVIRONMENTAL COMMUNICATIONS

•INFORMATION SPECIALIST III SR-26 WS611  
OWENS, MARKUS

•SECOND DEPUTY DIRECTOR EM-08  
•WS620 TANIMOTO, ROSS

•OFFICE OF  
•ADMINISTRATIVE SUPPORT

•DIVISION OF WASTEWATER  
TREATMENT AND DISPOSAL

•DIVISION OF  
•REFUSE COLLECTION AND DISPOSAL

•DIVISION OF  
•COLLECTION SYSTEM MAINTENANCE

•DIVISION OF  
•ENVIRONMENTAL QUALITY

•DIVISION OF  
•WASTEWATER ENGINEERING AND CONSTRUCTION

# ENV Departmental Programs

## FY 2023

### BUDGET

	FY 22	FY 23	\$ Change	% Change
Operations	\$413,745,015	\$422,829,758	+\$9,084,743	+2.2
Debt Service	239,080,144	260,581,000	+\$21,500,856	+9.0
Capital Program	649,537,000	418,030,136	231,506,864	35.6
Total	\$1,302,362,159	\$1,101,440,894	\$200,921,265	15.4

# ENV FY2023 CIP

Wastewater -	\$350,093,136
Sewer Revenue Bonds -	\$ 79,800,000
Sewer Cash -	\$ 268,793,136
Capital Projects (State) Funds -	\$ 1,500,000
 Solid Waste -	 \$67,937,000
GO Bonds -	\$ 55,162,000
Solid Waste Cash -	\$ 12,775,000

# WASTEWATER FY2023 CIP

PAGE NO.	PROJECTS	FY2023 TOTAL	PHASE
269	Ahuimanu Wastewater Preliminary Treatment Facility Force Main and Sewer Improvements – sewer cash funded	\$1,001,000	<u>P</u> ,D
270	Ahuimanu Wastewater Pre-Treatment Facility Improvements and Equalization Facility – sewer cash funded	\$501,000	P, <u>D</u>
276	Awa Street WWPS Improvements/Rehab – sewer cash funded	\$1,501,000	P, <u>D</u>
281	Collection System Maintenance (CSM) Pearl City Warehouse – sewer cash funded	\$101,000	P, <u>D</u>
283	Energy Improvements at Wastewater Facilities – sewer cash funded	\$501,000	<u>P</u> ,D
287	Halawa WWPS Force Main System Improvements – sewer cash funded	\$601,000	<u>P</u> ,D
289	Hart Street WWPS Force Main Improvements Phase 3 – sewer cash funded	\$4,801,000	P, <u>D</u> , <u>C</u> , <u>I</u>
290	Heeia WWPS Improvements – sewer cash funded	\$6,600,000	<u>D</u> , <u>C</u> , <u>I</u>
292	Honolulu Area Sewer Reconstruction/Rehabilitation – sewer cash funded	\$1,201,000	<u>P</u> ,D

# WASTEWATER FY2023 CIP

PAGE NO.	PROJECTS	FY2023 TOTAL	PHASE
298	Honouliuli WWTP Effluent Treatment & Outfall Improvements – sewer cash funded	\$2,001,000	P, <u>D</u>
	This project is to meet NPDES Permit requirements and has a completion deadline of 12/31/29		
299	<b>Honouliuli WWTP Headworks, Pump Station, Energy Savings, Solids Process Upgrades and Misc. Improvements</b> – a portion, \$801,000, is sewer cash funded	<b>\$69,301,000</b>	P, <u>D</u> , <u>C</u> , <u>I</u>
301	<b>Kahala WWPS and Force Main System Improvements</b> – sewer cash funded	<b>\$21,502,000</b>	P,D, <u>C</u> , <u>I</u>
303	Kahuku Wastewater Facilities Plan – sewer cash funded	\$1,000,000	<u>P</u>
304	Kahuku WWTP - Septage Receiving, SBR and Sludge Thickening Improvements – sewer cash funded	\$1,501,000	P, <u>D</u>
305	Kailua/Kaneohe Area Sewer Reconstruction/Rehabilitation – sewer cash funded	\$1,001,000	<u>P</u> ,D
307	Kailua Wastewater Treatment Plant – sewer cash funded	\$1,501,000	P, <u>D</u>

# WASTEWATER FY2023 CIP

PAGE NO.	PROJECTS	FY2023 TOTAL	PHASE
309	Kailua WWTP Outfall Improvements/Rehabilitation – sewer cash funded	\$601,000	P, <u>D</u>
310	Kailua WWTP - Solids Handling System Improvements – sewer cash funded	\$801,000	P, <u>D</u> ,I
311	Kailua WWTP Upgrade, Phase 2 – sewer cash funded	\$102,000	<u>D</u> ,C,I
312	Kailua WWTP - System Improvements – sewer cash funded	\$401,000	<u>P</u> ,D
	This project is to meet NPDES Permit requirements and has a completion deadline of 3/31/30		
313	Kalanianaʻole Highway Sewer System Improvements – sewer cash funded	\$1,000,000	<u>P</u> , <u>D</u>
314	Kalihi Kai Area Sewer Reconstruction/Rehabilitation – sewer cash funded	\$1,001,000	<u>P</u> ,D
315	Kalihi/Nuuanu Area Sewer Rehabilitation/Improvements – sewer cash funded	\$1,500,000	<u>P</u> , <u>D</u>
316	Kalihi Valley Sewers - Relief/Reconstruction – sewer cash funded	\$2,101,000	P, <u>D</u>

# WASTEWATER FY2023 CIP

<u>PAGE NO.</u>	<u>PROJECTS</u>	<u>FY2023 TOTAL</u>	<u>PHASE</u>
317	Kamehameha Highway WWPS Force Main System Improvements – sewer cash funded	\$350,000	<u>P</u> , <u>D</u>
318	Kamehameha Highway WWPS Upgrade, Mapunapuna	\$1,300,000	<u>D</u> , <u>C</u> , <u>I</u>
320	Kaneohe/Kailua Sewer Tunnel – Decommission Old Facilities – sewer cash funded	\$601,000	<u>P</u> , <u>D</u>
325	Maunawili WWPS's, Force Mains and Sewer Improvements, Kailua– sewer cash funded	\$800,000	<u>P</u> , <u>D</u>
326	Moanalua Stream Sewer Replacement/Reconstruction – sewer cash funded	\$502,000	<u>L</u> , <u>P</u> , <u>D</u>
327	Paalakai Wastewater Facilities Plan – sewer cash funded	\$1,000,000	<u>P</u>
329	Palolo Valley Sewer Rehabilitation/ Relief – sewer cash funded	\$1,001,000	<u>P</u> , <u>D</u>
331	Pearl City/Waipahu Trunk Sewer– sewer cash funded	\$4,001,000	<u>P</u> , <u>D</u>
332	Pearl City WWPS, Force Main, and Sewer System Alternatives – sewer cash funded	\$730,000	<u>C</u> , <u>I</u>



# WASTEWATER FY2023 CIP

PAGE NO.	PROJECTS	FY2023 TOTAL	PHASE
333	Project Management for Wastewater Projects – sewer cash funded	\$8,524,000	<u>X</u>
339	Sand Island WWTP Expansion, Primary Treatment – sewer cash funded	\$202,000	<u>D,C,I</u>
340	Sand Island WWTP Improvements/Upgrade – sewer cash funded	\$501,000	P, <u>D</u>
342	<b>Sand Island WWTP Secondary Treatment – a portion, \$21,001,000, is sewer cash funded</b>	<b>\$31,001,000</b>	<b><u>P,D,C,I</u></b>
	2010 Consent Decree, Secondary Treatment upgrade completion deadline is 12/31/35		
343	<b>Sand Is WWTP Solids System Improvements/Upgrade – sewer cash funded</b>	<b>\$85,801,000</b>	<b>D,<u>C,I</u></b>
	2010 Consent Decree, Secondary Treatment upgrade completion deadline is 12/31/35		
344	Sewer Condition Assessment Program – sewer cash funded	\$5,001,000	<u>P,I</u>

# WASTEWATER FY2023 CIP

PAGE NO.	PROJECTS	FY2023 TOTAL	PHASE
350	<b>Sewer Mainline and Lateral Projects – sewer cash funded</b>	<b>\$15,300,000</b>	<b><u>L</u>,<u>P</u>,<u>D</u>,<u>C</u>,<u>I</u></b>
351	Sewer Relief & Rehabilitation – Ala Moana Basin – sewer cash funded	\$501,000	<u>P</u> , <u>D</u>
355	Wahiawa WWTP – Effluent System & Storage – a portion, \$3,502,000, is sewer cash funded; the remainder, \$1,500,000, is from State funds.	\$5,002,000	P, <u>D</u> , <u>C</u>
356	Wahiawa WWTP - System Improvements – sewer cash funded	\$1,502,000	P, <u>D</u> , <u>C</u> , <u>I</u>
358	Waianae WWTP Outfall Improvements/Rehabilitation – sewer cash funded	\$600,000	<u>P</u> , <u>D</u>
363	Waimalu Trunk Sewers – Rehabilitation/ Replacement – sewer cash funded	\$801,000	<u>P</u> , <u>D</u>
364	Waimalu WWPS Force Main System – sewer cash funded	\$1,401,000	<u>D</u> , <u>C</u> , <u>I</u>
366	Waimanalo Wastewater Facilities Plan – sewer cash funded	\$1,500,000	<u>P</u>
369	Waipahu Wastewater Pump Station No.2 (new) – sewer cash funded	\$1,001,000	<u>P</u> , <u>D</u>

# WASTEWATER FY2023 CIP

<u>PAGE NO.</u>	<u>PROJECTS</u>	<u>FY2023 TOTAL</u>	<u>PHASE</u>
372	Wastewater Equipment – sewer cash funded	\$9,280,136	<u>E</u>
373	Wastewater Facilities Replacement Reserve – sewer cash funded - previous federal grant program requires an emergency reserve	\$5,000,000	X
374	Wastewater Planning and Programming – sewer cash funded	\$362,000	X
375	Wastewater Planning for Oahu	\$2,000,000	<u>P</u>
376	Wastewater Program Management – sewer cash funded	\$5,002,000	<u>P</u> ,D,I
377	<b>Wastewater Pump Stations – Electrical and SCADA Improvements – sewer cash funded</b>	<b>\$20,002,000</b>	P,D, <u>C</u> , <u>I</u>
378	<b>Wastewater Treatment Plant, Pump Station, and Force Main Projects – sewer cash funded</b>	<b>\$16,600,000</b>	L, <u>P</u> , <u>D</u> , <u>C</u> , <u>I</u>

# WASTEWATER FY2023 CIP

<u>PAGE NO.</u>	<u>PROJECTS</u>	<u>FY2023 TOTAL</u>	<u>PHASE</u>
379	West Loch Estates WWPS Upgrade – sewer cash funded	\$300,000	<u>P,D</u>
Improvement District - Sewers			
262	Kahaluu Sewers, Section 3, Improvement District, TMK 4-7-12 to 18, 24 – sewer cash funded	\$502,000	L, <u>P</u> ,D
TOTAL =		\$350,093,136	

# SOLID WASTE FY2023 CIP

PAGE NO.	PROJECTS	FY2023 TOTAL	PHASE
2	<b>Procurement of Major Equipment (Solid Waste Equipment)</b>	<b>\$12,775,000</b>	<b><u>E</u></b>
236	Enhanced Materials Recovery Facility	\$1,401,000	D, <b><u>C</u></b> , <b><u>I</u></b>
237	Ewa Refuse Convenience Center	\$501,000	<b><u>P</u></b> , <b><u>D</u></b>
238	Green Waste Processing Facility	\$501,000	<b><u>P</u></b> ,D
239	Kalaeloa Refuse Facility	\$401,000	<b><u>P</u></b> ,D
242	Kawailoa Transfer Station – Modifications/Rehabilitation	\$8,500,000	<b><u>C</u></b> , <b><u>I</u></b>
243	Keeki Transfer Station – Modifications/Rehabilitation	\$1,900,000	<b><u>D</u></b> , <b><u>C</u></b> , <b><u>I</u></b>
244	<b>Leeward Refuse Collection Baseyard and Convenience Center</b>	<b>\$12,001,000</b>	D, <b><u>C</u></b> , <b><u>I</u></b>
246	Oahu Sanitary Landfill	\$501,000	<b><u>P</u></b> ,D
248	Refuse Facilities Improvements at Various Locations	\$1,951,000	P, <b><u>D</u></b> , <b><u>C</u></b> , <b><u>I</u></b>

# SOLID WASTE FY2023 CIP

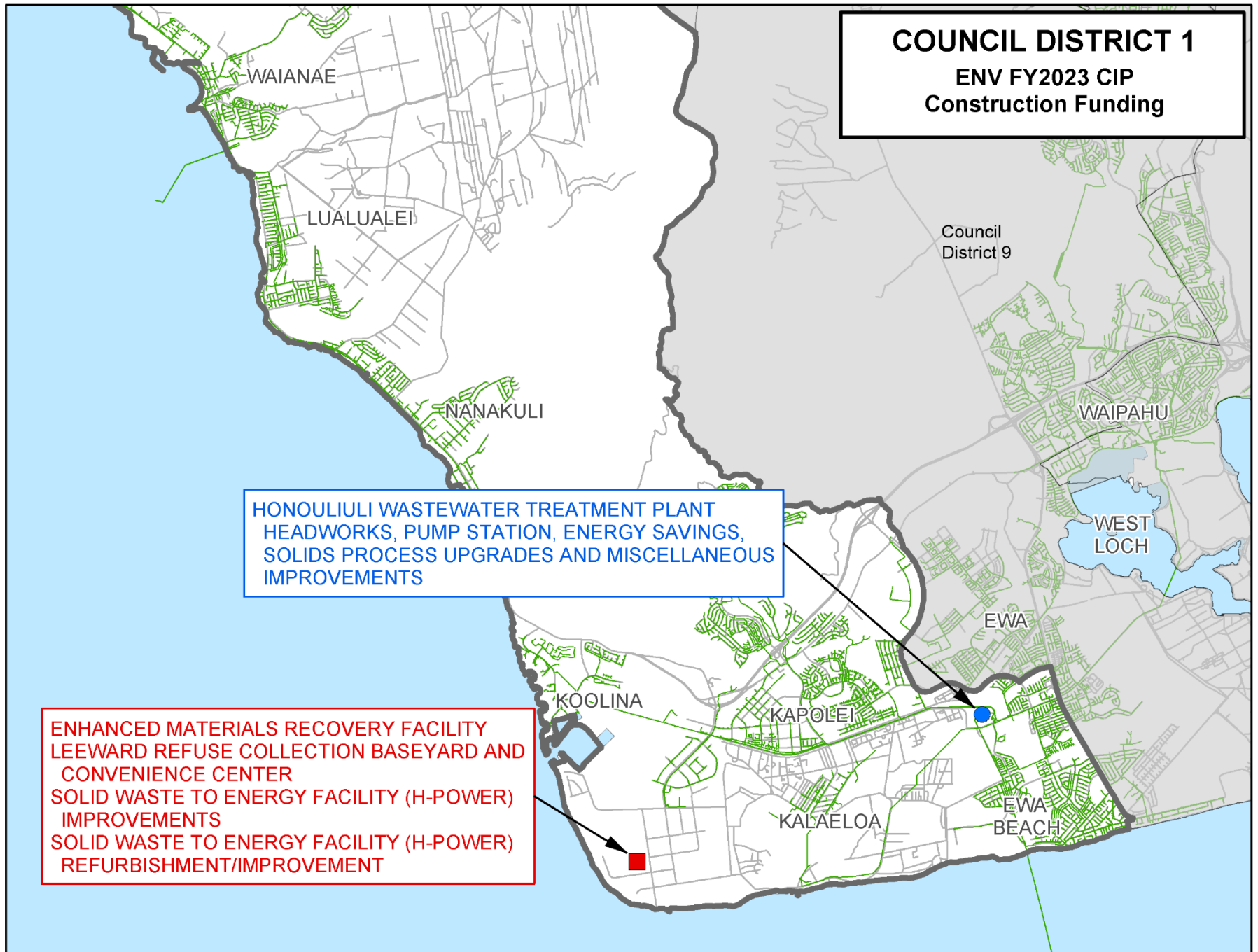
<b><u>PAGE NO.</u></b>	<b><u>PROJECTS</u></b>	<b><u>FY2023 TOTAL</u></b>	<b><u>PHASE</u></b>
253	<b>Solid Waste to Energy Facility (H-Power) Improvements</b>	<b>\$16,002,000</b>	<b>P,<u>D</u>,<u>C</u>,I</b>
255	Solid Waste to Energy Facility (H-Power) Refurbishment/Improvement	\$5,502,000	D, <u>C</u> ,I
257	Waipahu Incinerator Site – Area Cleanup and Improvements	\$6,001,000	P, <u>D</u> , <u>C</u> ,I
	TOTAL =	\$67,937,000	

# COUNCIL DISTRICT 1

ENV FY2023 CIP  
Construction Funding

HONOLULU WASTEWATER TREATMENT PLANT  
HEADWORKS, PUMP STATION, ENERGY SAVINGS,  
SOLIDS PROCESS UPGRADES AND MISCELLANEOUS  
IMPROVEMENTS

ENHANCED MATERIALS RECOVERY FACILITY  
LEEWARD REFUSE COLLECTION BASEYARD AND  
CONVENIENCE CENTER  
SOLID WASTE TO ENERGY FACILITY (H-POWER)  
IMPROVEMENTS  
SOLID WASTE TO ENERGY FACILITY (H-POWER)  
REFURBISHMENT/IMPROVEMENT



## COUNCIL DISTRICT 2

ENV FY2023 CIP  
Construction Funding

TURTLE BAY

KAHUKU

LAIE

HALEIWA

KAWAILOA TRANSFER STATION  
MODIFICATIONS/REHABILITATION

WAHIAWA WWTP -  
EFFLUENT SYSTEM  
& STORAGE

WAHIAWA

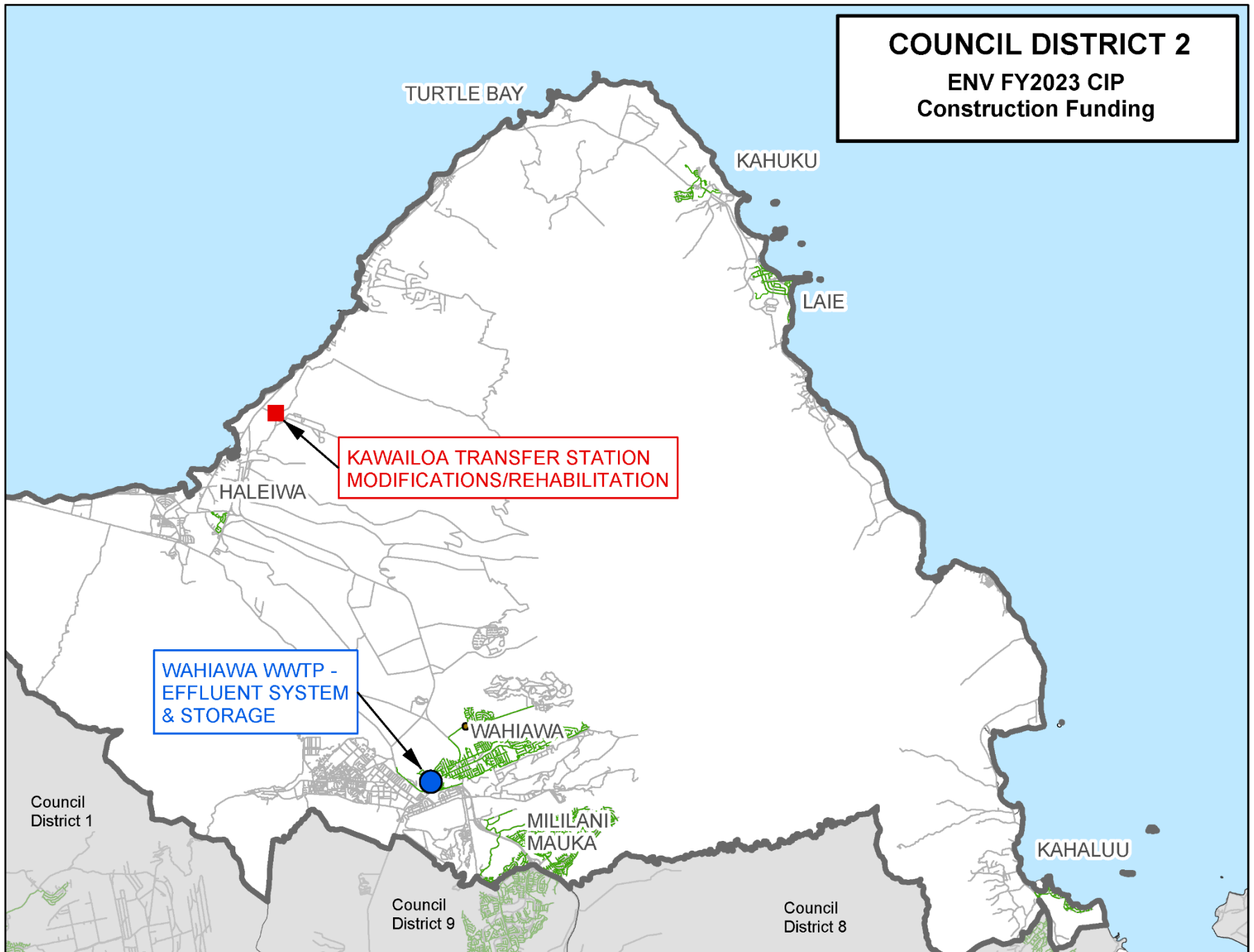
MILILANI  
MAUKA

KAHALUU

Council  
District 1

Council  
District 9

Council  
District 8





# COUNCIL DISTRICT 3

ENV FY2023 CIP  
Construction Funding

Council  
District 2

HEEIA WASTEWATER  
PUMP STATION  
IMPROVEMENTS

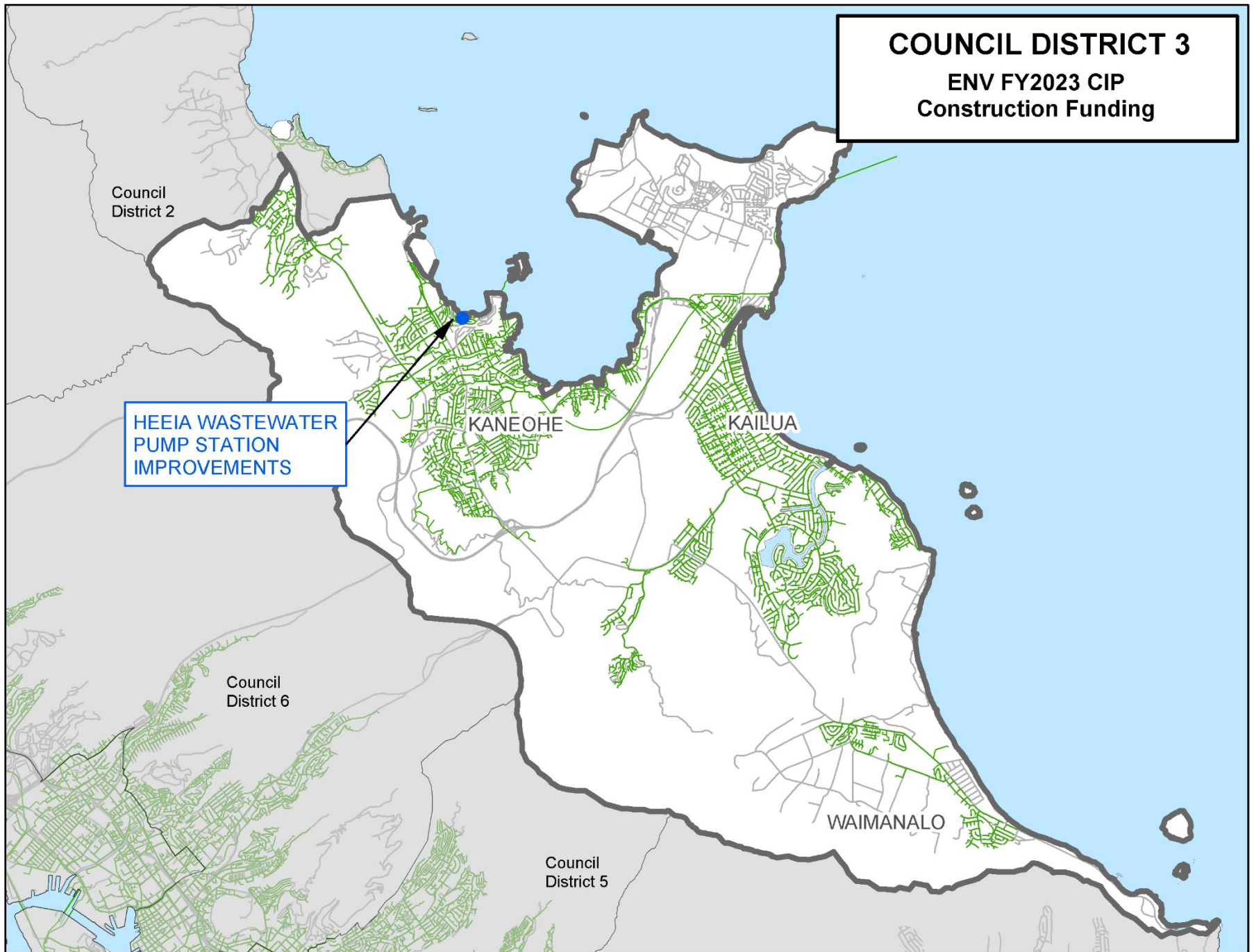
KANEOHE

KAILUA

Council  
District 6

WAIMANALO

Council  
District 5



# COUNCIL DISTRICT 4

ENV FY2023 CIP  
Construction Funding

Council  
District 6

Council  
District 3

Council  
District 5

MANOA

PALOLO

HAWAII KAI

KULIQUOU

NIU VALLEY

WAIALAE IKI

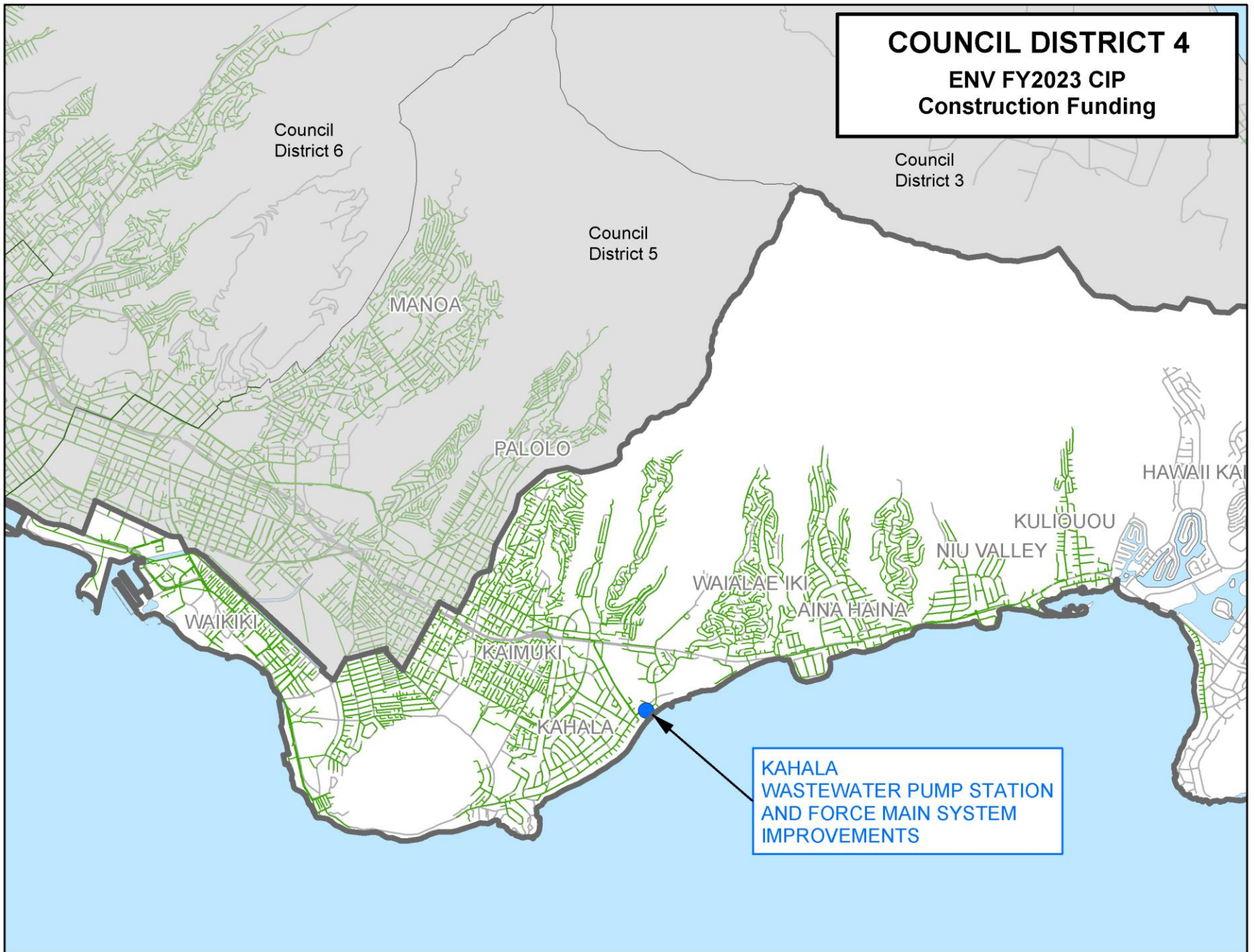
AINA HAINA

WAIKIKI

KAIMUKI

KAHALA

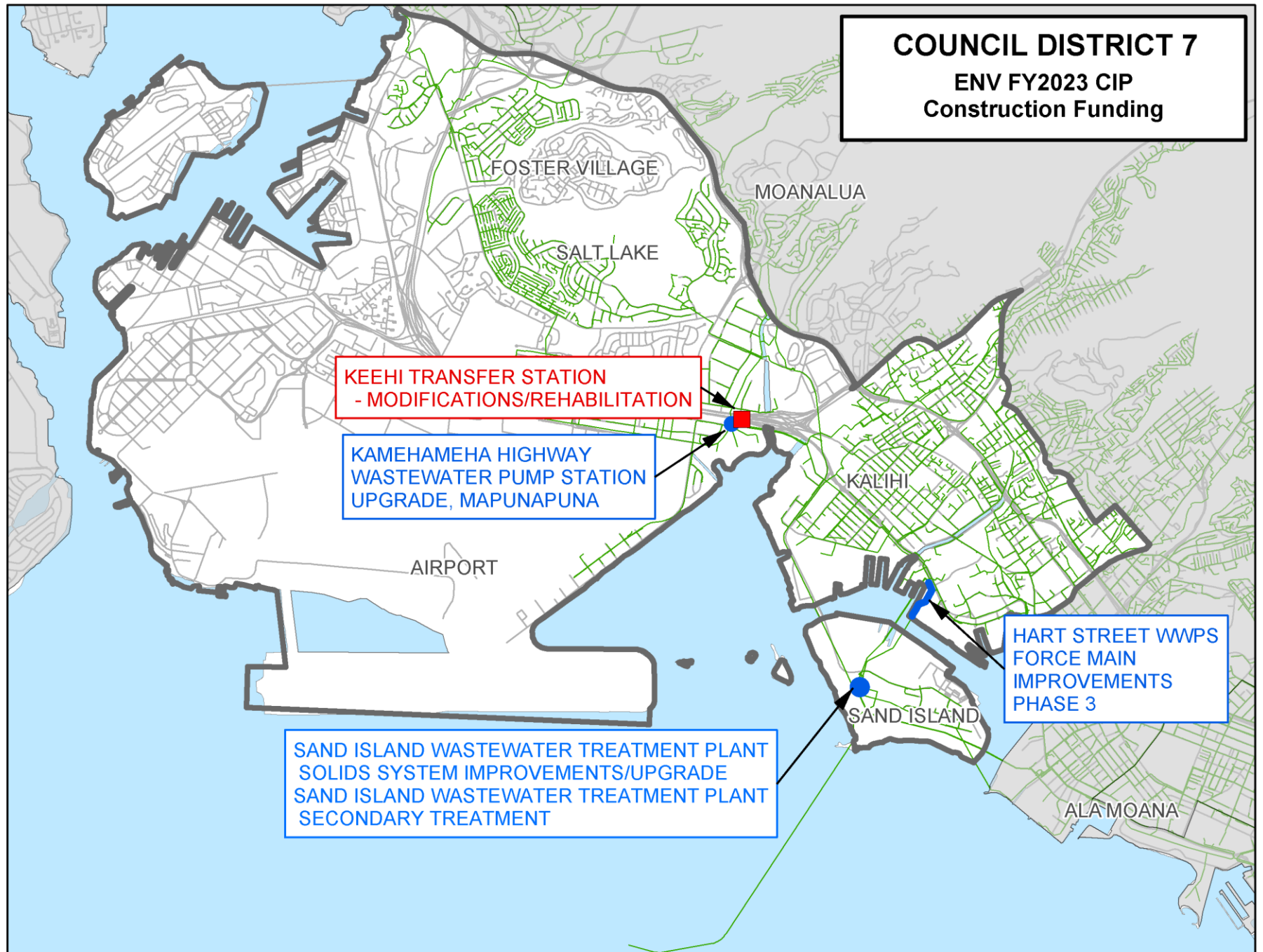
KAHALA  
WASTEWATER PUMP STATION  
AND FORCE MAIN SYSTEM  
IMPROVEMENTS





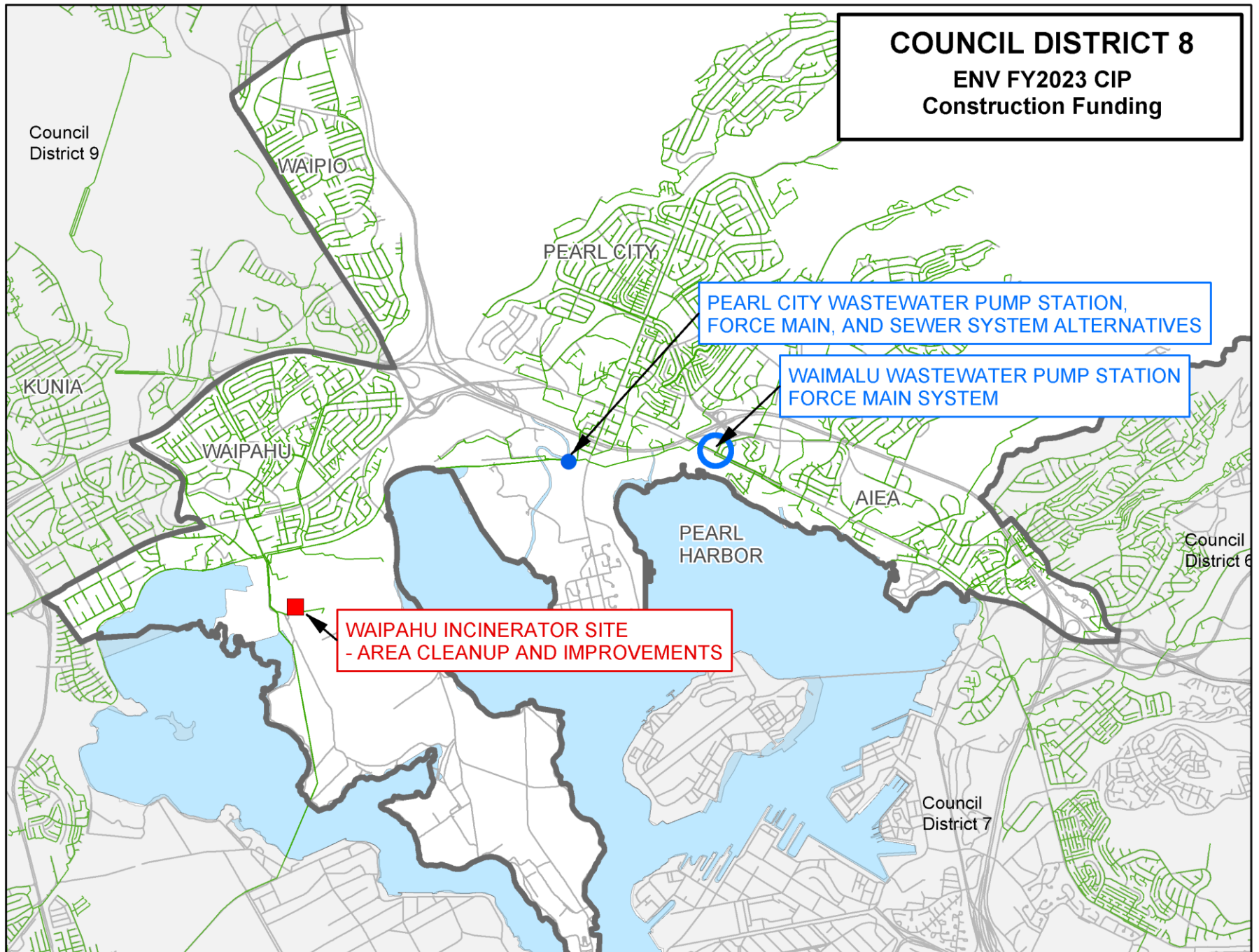
# COUNCIL DISTRICT 7

ENV FY2023 CIP  
Construction Funding



# COUNCIL DISTRICT 8

ENV FY2023 CIP  
Construction Funding



# FY 2023 DEPARTMENT OPERATING APPROPRIATION

	FY 22	FY 23	\$ Change	% Change
<b>Solid Waste</b>	<b>\$167,221,576</b>	<b>\$176,123,158</b>	<b>\$8,901,582</b>	<b>+5.3</b>
<b>Wastewater</b>	<b>137,705,191</b>	<b>124,177,746</b>	<b>13,527,445</b>	<b>9.8</b>
<b>TOTAL</b>	<b>\$304,926,767</b>	<b>\$300,300,904</b>	<b>\$4,625,863</b>	<b>1.5</b>

# FY 2023 DEPARTMENT OPERATING SUMMARY

	FY 2022	FY 2023	\$ Change	% Change
Salary	\$76,613,903	\$75,833,062	\$780,841	1.0
Current Expense	228,312,864	224,467,842	3,845,022	1.7
TOTAL	\$304,926,767	\$300,300,904	\$4,625,863	1.5

# ENV FY 2023 SALARIES

	FY2022	FY 2023	\$ Change	% Change
Administration	\$2,732,471	\$2,669,017	\$63,454	2.3
Environmental Quality	5,553,832	5,450,322	103,510	1.9
Collection Svst Maintenance	13,918,668	13,892,536	26,132	0.2
WW Treatment and Disposal	27,075,024	25,916,098	1,158,926	4.3
WW Engineering and Construction	802,811	682,739	120,072	15.0
Refuse	26,531,097	27,222,350	691,253	+2.6
TOTAL	\$76,613,903	\$75,833,062	\$780,841	1.0

Department of Environmental Services  
Special and Grant Funded Vacancies  
Wastewater & Refuse Recycling  
(Budgeted in Agency Salaries)

	<u>Positions</u>
Vacant Positions as of 2/4/2022*	280
<u>Disposition of funded vacancies:</u>	
To be filled before July 1, 2022	33
To be filled in FY 2023	243
No. of vacant positions that may be abolished	0

\*Reflects the deletion of 19 deactivated positions



Department of Environmental Services  
General/Subsidized Funded Vacancies  
Refuse Division

(Budgeted in Provision for Vacant Positions)

	<u>Positions</u>
Vacant Positions as of 2/4/2022*	73
<u>Disposition of funded vacancies:</u>	
To be filled before July 1, 2022	50
To be filled in FY 2023	16
No. of vacant positions that may be abolished	1

\*Reflects the deletion of 41 deactivated positions.

# ENV FY 2023 CURRENT EXPENSE

DIVISION	FY 2022	FY 2023	\$ Change	% Change
Administration	\$10,300,708	\$9,047,700	\$1,253,008	12.2
Environmental Quality	3,584,700	2,280,164	1,304,536	36.4
Collection System Maintenance	14,301,500	14,584,000	+282,500	+2.0
WW Treatment and Disposal	58,518,224	49,048,600	9,469,624	16.2
WW Engineering and Construction	1,302,285	1,082,570	219,715	16.9
Refuse	140,305,447	148,424,808	+8,119,361	+5.8
TOTAL	\$228,312,864	\$224,467,842	\$3,845,022	1.7

# SOLID WASTE

## OPERATING BUDGET APPROPRIATION

SOLID WASTE FUND	FY 22	FY23	% Change
Operations/Related Costs	\$167,221,576	\$176,123,158	+5.3
No salary Personnel Costs	24,839,783	29,764,000	+19.8
Provision for Energy Cost	0	0	0.0
Debt Service (GO Bonds)	50,021,446	50,491,000	+0.9
Support by Other City Agencies	22,714,295	24,014,367	+5.7
<b>SUBTOTAL</b>	<b>264,797,100</b>	<b>280,392,525</b>	<b>+5.9</b>
<b>LEGISLATIVE</b>	<b>12,000</b>	<b>12,000</b>	<b>0.0</b>
<b>TOTAL</b>	<b>\$264,809,100</b>	<b>\$280,404,525</b>	<b>+5.9</b>

# WASTEWATER

## OPERATING BUDGET APPROPRIATION

SEWER FUND	FY 22	FY23	% Change
Operations/Related Costs	\$137,705,191	\$124,177,746	9.8
No salary Personnel Costs	33,551,561	37,950,000	+13.1
Provision for Energy Cost	1,500,000	1,500,000	0.0
Debt Service (GO Bonds)	77,698	82,000	+5.5
Debt Service (Revenue Bonds)	188,981,000	210,008,000	+11.1
Support by Other City Agencies	26,140,609	29,228,487	+11.8
<b>SUBTOTAL</b>	<b>387,956,059</b>	<b>402,946,233</b>	<b>+3.9</b>
<b>LEGISLATIVE</b>	<b>60,000</b>	<b>60,000</b>	<b>0.00</b>
<b>TOTAL</b>	<b>\$388,016,059</b>	<b>\$403,006,233</b>	<b>+3.9</b>

# SOLID WASTE REVENUES

Revenue	FY 22 Estimate Operating Budget	FY 23 Estimate Operating Budget	% Change
Tip Fees - Private Direct (Power)	\$31,000,000	\$26,000,000	16.1
Tip Fees - Other (Power)	21,500,000	21,500,000	0.0
Electrical Energy (Power)	67,000,000	65,000,000	3.0
Investments	129,000	102,000	20.9
Disposal Charges (Landfill/Transfer Stations)	10,050,000	9,600,000	4.5
Other Revenue	928,200	848,200	8.6
<b>TOTAL</b>	<b>\$130,607,200</b>	<b>\$123,050,200</b>	<b>5.8</b>

# WASTEWATER REVENUES

	FY 22 Estimate Operating Budget	FY 23 Estimate Operating Budget	% Change
Sewer Service Charges	\$464,000,000	\$455,000,000	1.9
System Facility Charges	10,902,400	11,228,800	+3.0
Investments	4,153,000	891,000	78.5
Others	143,960	144,752	+0.6
TOTAL	\$479,199,360	\$467,264,552	2.5

Mahalo.

Questions?