




122 MAR 7 PM 3:52 CITY CLERK



OPERATING AND CAPITAL BUDGET Fiscal Year 2023

March 07, 2022

Presented by:

Anton C. Krucky, Director

Department of Community Services

DEPT. COM. 175
BUD

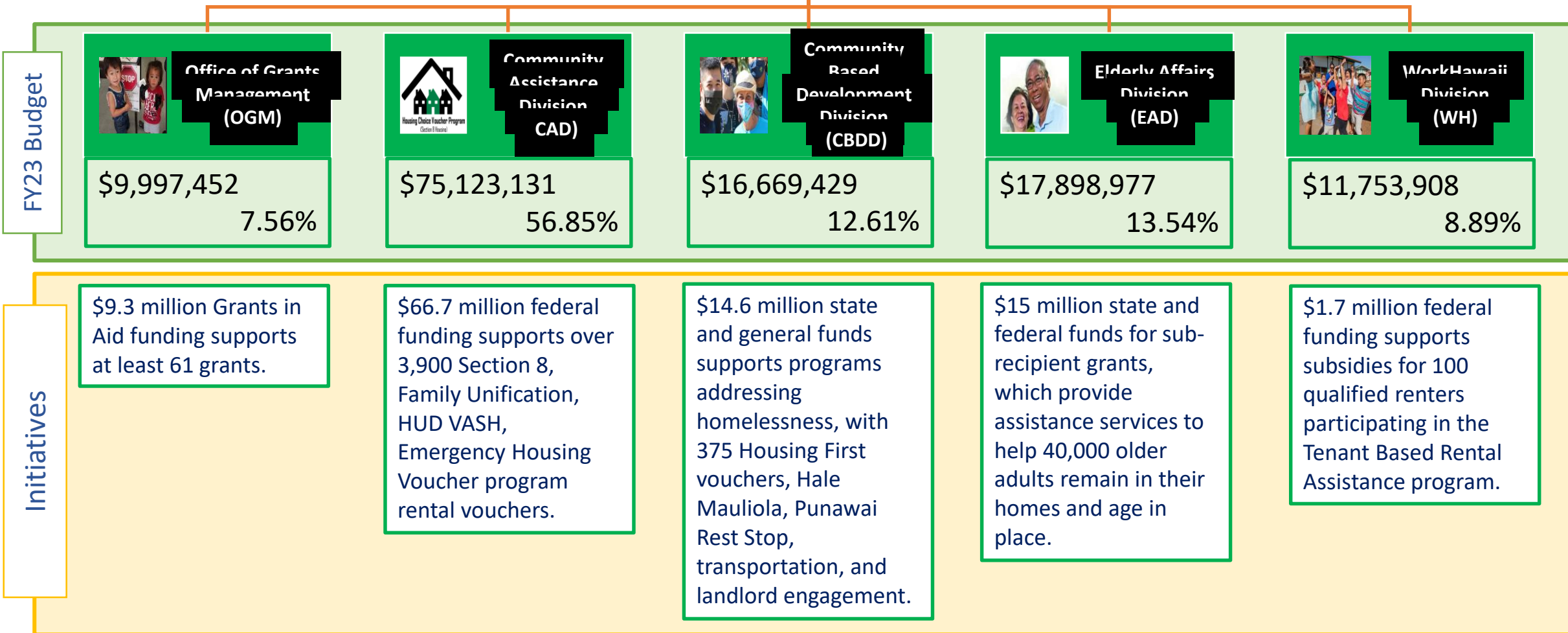



Who we are...

The Department of Community Services (DCS) administers programs to meet the human services, workforce, and housing needs of economically challenged individuals and families with special needs in the City and County of Honolulu (City). The department also administers state and federal funds intended to facilitate community and economic development for economically challenged neighborhoods and communities.



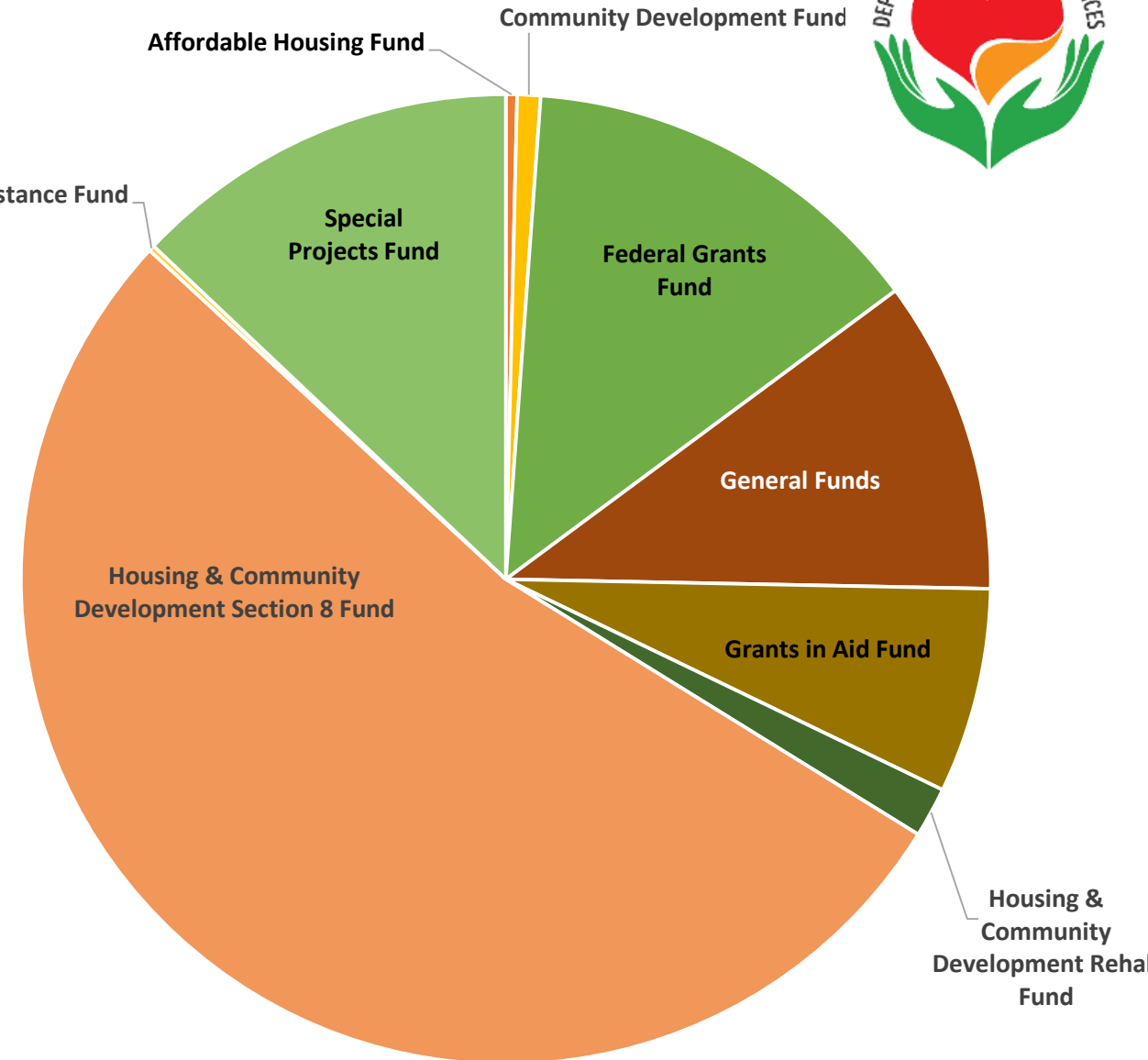
DCS Community Initiatives : Total Budget \$132,176,426



Sources of Operating Funds



Fund Type	Budget	% of Total Budget
Affordable Housing Fund	\$ 376,212	0%
Community Development Fund	\$ 1,754,514	1%
Federal Grants Fund	\$ 15,513,229	12%
General Funds	\$ 15,086,322	11%
Grants in Aid Fund	\$ 9,649,250	7%
Housing & Community Development Rehab Fund	\$ 2,004,300	2%
Housing & Community Development Section 8 Fund	\$ 71,897.172	55%
Rental Assistance Fund	\$ 233,000	0%
Special Projects Fund	\$15,662,427	12%
Total	\$132,176,426	100%



Dept. of Community Services: Source of Funds

Source of Operating Funds: FY 2022 vs FY 2023



Sources	FY 2022	FY 2023	\$ Change	% Change
General Funds (110)	\$ 15,634,541	\$ 15,086,322	\$ (548,219)	-3.5%
Rental Assistance (203)	233,000	233,000	0	0.0%
Grants in Aid (220)	9,237,278	9,649,250	411,972	4.5%
Affordable Hsg (280)	445,969	376,212	(69,757)	-15.6%
Total City Funds	25,550,788	25,344,784	(206,004)	-0.8%
State Grants (380)	15,548,898	15,662,427	113,529	0.7%
Total State Funds	15,548,898	15,662,427	113,529	0.7%
HUD Community Dev (310)	934,784	1,754,514	819,730	87.7%
Federal Grants (390)	36,464,712	15,513,229	(20,951,483)	-57.5%
HUD Rehab Loan (410)	2,004,300	2,004,300	0	0.0%
HUD Section 8 (470)	63,724,002	71,897,172	8,173,170	12.8%
Total Federal Funds	103,127,798	91,169,215	(11,958,583)	-11.6%
TOTAL	\$ 144,227,484	\$ 132,176,426	\$ (12,051,058)	-8.4%



Operating Budget Expenses

Character of Expenditures	FY 2022	FY 2023	\$ Change	% Change
Salaries	\$ 13,494,700	\$ 13,335,735	\$ (158,965)	-1.18%
Current Expenses	\$ 130,702,784	\$ 118,814,691	\$ (11,888,093)	-9.10%
Equipment	\$ 30,000	\$ 26,000	\$ (4,000)	-13.33%
Total	\$ 144,227,484	\$ 132,176,426	\$ (12,051,058)	-8.36%



Authorized Position Count

Positions	FY 2022	FY 2023	Change
Permanent	149	147	(2)
Temporary	104	104	-
Contract	11.5	16	4.5
Total	264.5	267	2.5

General Funded Vacancies

(Budgeted in Provision for Vacant Positions)

	POSITIONS
Vacant Positions as of February 1, 2022*	20.0
Disposition of Funded Vacancies:	
To be filled before July 1, 2022	17.0
To be filled in FY 2023	1.0
# of Vacant Positions that may be abolished	0.0

**Reflects the exclusion of 2.0 deactivated positions.*

Special and Grant Funded Vacancies

(Budgeted in Agency Salaries)



	POSITIONS
Vacant Positions as of February 1, 2022*	135.0
Disposition of Funded Vacancies:	
To be filled before July 1, 2022	18.0
To be filled in FY 2023	5.0
Not filled due to insufficient grant funds	67.0
# of Vacant Positions that may be abolished	1.0

**Reflects the deletion of 0.0 deactivated positions.*



Budget Issues - Staff Positions

Transaction	Class Description	Division	Purpose	P/T/C	FTE	Budget
Addition	Information Specialist II	Administration	To provide consistent and accurate communication to the communities that our programs support. This will ensure that a clear and proactive message is provided to help people in the community understand how DCS activities can assist those in need in their communities.	C	1	62,136
Transfer Out	Planner IV	Community Assistance Division	Transfer position to DPP	P	1	(55,200)
Transfer Out	Planner VI	Community Assistance Division	Transfer position to DPP	P	1	(67,200)

Capital Budget



Affordable Housing Fund		
CIP #	PROGRAM	AMOUNT
2016001	Affordable Housing Strategic Development	\$7,166,028
Federal Entitlement Grants		
CIP #	PROGRAM	AMOUNT
1995207	Emergency Solutions Grants (ESG)	\$ 653,467
2007077	HOME Investment Partnerships (HOME)	\$1,206,440
2000119	Housing Opportunities for Persons With AIDS (HOPWA)	\$ 644,560

Questions

