

OFFICE OF THE MAYOR
CITY AND COUNTY OF HONOLULU

530 SOUTH KING STREET, ROOM 300 • HONOLULU, HAWAII 96813
PHONE: (808) 768-4141 • FAX: (808) 768-4242 • INTERNET: www.honolulu.gov



RICK BLANGIARDI
MAYOR

MICHAEL D. FORMBY
MANAGING DIRECTOR

DANETTE MARUYAMA
DEPUTY MANAGING DIRECTOR
849890

August 9, 2021

The Honorable Tommy Waters
Chair and Presiding Officer
and Members
Honolulu City Council
530 South King Street, Room 202
Honolulu, Hawaii 96813

Dear Chair Waters and Councilmembers:

SUBJECT: Resolution Approving the Receipt and Expenditure of the Fiscal Recovery Fund of the American Rescue Plan Act of 2021.

Submitted herewith for your consideration is a proposed Resolution requesting approval of the receipt and expenditure of funds from the Fiscal Recovery Fund of the American Rescue Plan Act of 2021 through the U.S. Department of Treasury, as well as the attached Coronavirus State and Local Fiscal Recovery Funds Recovery Plan. This Resolution sets forth a process by which the administration, having received the first tranche of ARPA funds under Ordinances 20-22 and 20-23, agrees to submit the ARPA required annual Recovery Plan to Council for approval, including approval of all subsequent Recovery Plans prior to submittal to US Treasury during the four-year expenditure period.

We appreciate the Council's guidance to address the needs of our community and support for our economic recovery, and look forward to our continued collaboration on this matter.

Sincerely,

A handwritten signature in black ink, appearing to read "Michael D. Formby", is written over a horizontal line.

Michael D. Formby
Managing Director

Attachments

MAYOR'S MESSAGE 117



CITY COUNCIL

CITY AND COUNTY OF HONOLULU
HONOLULU, HAWAII

No. _____

RESOLUTION

APPROVING THE RECEIPT AND EXPENDITURE OF \$386,252,141 FROM THE FISCAL RECOVERY FUND OF THE AMERICAN RESCUE PLAN ACT OF 2021.

WHEREAS, under the American Rescue Plan Act of 2021 (Pub. L. 117-2) signed into Public Law on March 11, 2021 (ARPA), Congress appropriated approximately \$6 billion in federal funding to Hawai'i, including direct allocations of \$386,252,141 to the City and County of Honolulu through the Coronavirus State and Local Fiscal Recovery Fund (FRF), in two separate appropriations:

- \$196,954,703 as a metropolitan city;
- \$189,297,438 as a county; and

WHEREAS, the FRF provides a key opportunity for the City to support economic resilience within City communities, bolster City operations, and invest in sustainable infrastructure; and

WHEREAS the eligible uses of the FRF are to:

- Respond to the COVID-19 emergency and address its economic effects, including through aid to households, small businesses, nonprofits, and industries such as tourism and hospitality;
- Provide premium pay to essential employees or grants to their employers;
- Provide government services affected by a revenue reduction resulting from COVID-19; and
- Make investments in water, sewer and broadband infrastructure; and

WHEREAS, the United States Department of Treasury in administering the FRF promulgated Interim Rules and Compliance and Reporting Guidance, including the following seven (7) categories of eligible expenses, herein referred to as "US Treasury Eligible Expenses":

1. Public Health;
2. Negative Economic Impacts;
3. Services to Disproportionality Impacted Communities;
4. Premium Pay;
5. Infrastructure;
6. Revenue Replacement; and
7. Administrative; and

WHEREAS, the City Council Select Committee on Economic Assistance and Revitalization's community Stakeholder Advisory Group (SAG) in December 2020



CITY COUNCIL

CITY AND COUNTY OF HONOLULU
HONOLULU, HAWAII

No. _____

RESOLUTION

identified the following six (6) key areas to focus additional COVID-related federal assistance:

- Reform internal City systems to be results-oriented rather than process-focused to ensure timely service and support to the community;
- Increase O'ahu's affordable housing rental inventory;
- Re-imagine the travel and hospitality industry as more diverse in its visitor portfolio, less reliant on mass market tourism, and more respectful of local residents and culture;
- Implement the O'ahu Resilience Strategy (adopted in 2019) to the extent possible;
- Increase and upgrade O'ahu's broadband capacity; and
- Partner with the University of Hawai'i and other academic institutions to enhance the City's economic and policy development capacity; and

WHEREAS, on April 23, 2021, Budget Communication No. 14 (CC-190) communicated aggregated projects and programs recommended by individual Councilmembers for the use of FRF monies, which focused largely on Affordable Housing and Homelessness, Economic Relief and Small Business Support, Core City Services and Infrastructure, Transportation, Public Health and Safety, and Community Outreach; and

WHEREAS, on July 28, 2021, Communication 293 (CC-293) provided recommended principles, strategies, and actions to advance the community-based needs and recovery priorities as articulated by Councilmembers and community leaders focused on Affordable Housing and Homelessness, Economic Relief and Small Business Support, Core City Services and Infrastructure, Transportation, Public Health and Safety, and Community Outreach; and

WHEREAS, on July 28 and August 4, 2021, the City Council held joint public hearings of the Committees on Executive Matters and Housing and the Economy, receiving input from community and industry leaders regarding the needs of City communities regarding Affordable Housing and Homelessness, Economic Relief and Small Business Support, Core City Services and Infrastructure, Transportation, Public Health and Safety, and Community Outreach; and

WHEREAS, the City's FRF strategy acknowledges there are separate and additional allocations of federal funding provided to the City to address government, economic, and community needs including, but not limited to, \$162 million for public transportation, at least \$114 million for rent relief, funding for mortgage relief, \$11 million for the HOME investment partnerships program, and formula funding allocated through



CITY COUNCIL

CITY AND COUNTY OF HONOLULU
HONOLULU, HAWAII

No. _____

RESOLUTION

the 2020 Coronavirus Aid, Relief, and Economic Security Act (CARES Act) for emergency solutions grants and community development block grants for persons experiencing homelessness and households facing housing insecurity; and

WHEREAS, the City Council and the City Administration recognize the need to remain flexible as further guidance is provided on the allowable use and expenditure of funds, and the evolving needs of the City and its residents, while ensuring an ability to respond to emerging public health priorities associated with the pandemic and maintaining accountability to the City Council and residents of O'ahu; now therefore

BE IT RESOLVED by the City Council of the City and County of Honolulu that the \$386,252,141 from the FRF be approved and allocated in accordance with this Resolution and its exhibit; and

BE IT FURTHER RESOLVED that the City and County of Honolulu's Recovery Plan, attached hereto as Exhibit 1, be approved; and

BE IT FURTHER RESOLVED that the City Council and City Administration agree that the priorities for the expenditure of FRF monies are focused around four (4) main themes:

1. Provide community support and address economic impacts;
2. Support equitable economic recovery;
3. Modernize City Operations; and
4. Invest in critical island infrastructure; and

BE IT FURTHER RESOLVED that allocation of FRF monies shall be guided by the following principles:

- **Equity.** Due to the disproportionate impact of COVID-19 on Honolulu's diverse and distinct socioeconomic groups, which are overrepresented in frontline and other essential industries, investments of FRF monies by the City should prioritize these groups to address disparities in services, infrastructure and the adverse impacts of tourism. The City Administration is urged to create and execute a plan to capture and track data related to the equitable distribution of FRF monies in alignment with:
 - Resolution 21-050 declaring the Council's support of a feminist-based economic recovery plan;
 - Resolution 20-206 declaring the Council's commitment to equity and social justice and to the realization of equitable outcomes for



CITY COUNCIL

CITY AND COUNTY OF HONOLULU
HONOLULU, HAWAII

No. _____

RESOLUTION

frontline communities through COVID-19 pandemic economic recovery programs; and

- Resolution 21-100 declaring the Council's commitment to the disaggregation of demographic data;
- **Coordination.** Where opportunities exist to maximize investment of FRF monies through the leveraging of monies with other state, federal, non-profit or community partners, the City shall do so;
- **Flexibility.** The City shall remain flexible and responsive in its approach as it learns of emerging needs and shall actively prioritize investment of FRF monies as appropriate; and
- **Resilience.** Investment of FRF monies shall be prioritized to ensure the continued and consistent delivery of critical services to communities most vulnerable to continuing economic uncertainty and future impacts of climate change; and

BE IT FURTHER RESOLVED that, based on the recommendations made in the SAG, CC-190 (2020), CC-288 (2020), CC-289 (2020) and the principles articulated in this Resolution, investments of FRF monies shall be appropriated as described in Exhibit 1, provided that priority is urged to be given to projects which have completed an FRF Request and are U.S. Treasury Eligible Expenses; and

BE IT FURTHER RESOLVED that the City Administration is urged to maintain comprehensive financial and programmatic reporting regarding the use of FRF monies to include, at a minimum:

- A public facing digital dashboard, updated monthly to include funding allocated, encumbered, and expended by federal expenditure category as was previously done with the CARES Act dashboard at www.oneoahu.org/dashboard;
- Providing updates to the public through the City Council; and
- Quarterly financial and programmatic reports to Council detailing the status of all major FRF funded projects (over \$50,000), fund balance and detailed financial reports used to update the public dashboard, spending per allocation line in Exhibits B and C, and complete encumbrance and expenditure report in a data rich version (.xlsx or .csv); and

BE IT FURTHER RESOLVED that the Mayor, or the Mayor's designee, is hereby authorized to carry out the provisions of this Resolution; and



CITY COUNCIL

CITY AND COUNTY OF HONOLULU
HONOLULU, HAWAII

No. _____

RESOLUTION

BE IT FURTHER RESOLVED that the City Council shall approve by resolution all subsequent annual Recovery Plans prior to submittal to the U.S. Department of Treasury; and

BE IT FINALLY RESOLVED by the Council of the City and County of Honolulu that in service to the residents of the City and County of Honolulu, the City Administration is urged to act to ensure strategic, transparent, and equitable use of FRF monies in collaboration with Council.



INTRODUCED BY:

DATE OF INTRODUCTION:

Honolulu, Hawai'i

Councilmembers

City and County of Honolulu
Coronavirus State and Local
Fiscal Recovery Funds
2021 Initial Recovery Plan



City and County of Honolulu
Coronavirus State and Local Fiscal Recovery Funds
2021 Initial Recovery Plan

I. Executive Summary

The devastating impact of the COVID-19 pandemic to the people of Hawai'i, the United States, and the world is both undeniable and ongoing. Jobs have been lost, businesses have closed forever, savings have been drained, and dreams have been dashed. Countless more have struggled with food shortages, mental and physical health challenges, social and political conflict, and all other varieties of hardship. People have lost their lives--over 400 on O'ahu as of early August--carving a path of grief that runs deep in our families and communities.

The need for pandemic relief is obvious; as obvious as the need for relief after a hurricane or fire. Thankfully, the people of the United States, through their governments, are directing an unprecedented amount of resources to the cause of relief and recovery. Fortunately, we already have deep community-resourced know-how guiding how we invest this generational opportunity of funding to build a more resilient, just and prosperous O'ahu. Knowing that we are still in uncertain and treacherous times, the City and County of Honolulu (City) has developed a compassionate, adaptable, iterative and determined response based on sound evidence and the desires of our island community. It must be acknowledged that these resources need to be catalytic, laying the groundwork for doing things differently moving forward. These are not forever or annual resources, but their usage can and will establish capacities and support a different trajectory for our families, businesses, and government.

While a pandemic response can take countless forms with seemingly endless needs and priorities, Honolulu is designing its effort around two painful but fundamental realities that COVID-19 revealed in stark light--that long-standing structural inequalities in O'ahu's economy were exacerbated by the pandemic and that Hawai'i was economically and civically unprepared for this pandemic. This plan strives at every opportunity to address inequities in society and directly address them with relief, investment, leadership and empowerment. This includes making sure everyone has the basics for living including food, shelter, healthcare, and critical services. This will require strengthening needed programs, investing in community partners, and establishing and restoring vital government services that were lost in the pandemic in ways that harmed some members of society much more than others. Accordingly, we will not put our economy and government back to the way it looked pre-pandemic. Instead we will look at every opportunity to invest in more resilient economic bases that create sufficient jobs, and inject resources into the creation of a more modern, effective and efficient city workforce and government.

The decline in economic well-being and soaring cost of housing during the pandemic has resulted in Hawai'i being ranked *49th in the nation*¹ due to the percentage of children residing in households that spend more than 30% of their income on housing. *A full 61% of Hawai'i households* with children reported losing employment income since the start of the pandemic--in comparison the national average was 49%. The downturn hit individuals across the board: 25% of residents reported being behind on bills as a result and 13% sought out food from a food drive or food bank. Hawai'i shot from the lowest unemployment rate in the nation in

¹ Annie E. Casey Foundation, "2021 Kids Count Data Book," <http://www.aecf.org>, The Annie E. Casey Foundation, June 21, 2021, <https://www.aecf.org/resources/2021-kids-count-data-book>

March 2020 to the highest rate in the nation just one month later in April 2020 at nearly 24%. Small businesses experienced a similarly precarious decline, experiencing the third worst decline of annual revenue in the nation among U.S. cities. However, by May of 2021 Honolulu's unemployment rate had fallen to 8.1%, compared to a national rate of 5.8%, illustrating the inherent sensitivity of Honolulu's job market and local businesses to external forces.

Over \$600 million in total American Rescue Plan Act (ARPA) of 2021 funds will ultimately be deployed by the City to address the impacts of the COVID pandemic. These include emergency assistance programs already underway such as \$180+ million in rental assistance funds, \$4.6 million in housing vouchers and supplements, and \$75 million in nine proposed programs in the arts, culture, and entertainment industry and small business support. In addition to these emergency response funds being deployed into the community, the City will receive a total of \$386,252,141 in ARPA *State and Local Fiscal Recovery Funds* (FRF), which were granted directly to local governments to recover their operations and economies in the wake of COVID-19. While the City administration was vested with the authority to receive and expend the first tranche of funding, a decision was made to engage with the Honolulu City Council, through this and subsequent Recovery Plans, to ensure that planning and expenditure of all monies is done collaboratively.

This initial ARPA Recovery Plan lays out a strategy to deploy these FRF for programs and projects that not only address immediate needs in the community, but make investments in the labor market, jobs, job training, employees and systems to ensure that Honolulu has a more resilient economy in the future, addressing underlying economic stresses, so we are stronger in the face of the next economic shock and downturn. Through 2020 community and government vulnerabilities were laid bare, however, great lessons were gained and new systems were built and strengthened--e.g., local food production and access, retraining, and new business markets--which will be doubled-down on through FRF. This funding will also help enact the community-built O'ahu Resilience Strategy, finalized as a guiding policy document by the City just months before the onset of the pandemic. It outlines 44 actions to help build a more economically self-sufficient and safer island people as we continue to weather shocks from the pandemic and other stresses such as climate change.

Similar to the 2008 economic recession, employment in the hospitality and other sectors is unlikely to fully rebound despite surging tourism numbers. With FRF the City will not only provide immediate aid, but also support the creation of workforce training opportunities to accelerate re-employment and transition workers to living wage jobs in local industries that survived and even thrived during the pandemic. City systems that did not fully take advantage of technology buckled under the strain of pandemic pressures--and there is recognition that our economic recovery will be hampered without modernizing city operations for efficiency with technology-centered platforms that deliver City services with speed and transparency. Aged systems and aging infrastructure on our island were already disproportionately impacting our underserved communities and are at risk of failure from oncoming climate change impacts. Investing FRF in household and business resilience actions and City green infrastructure and services, such as stormwater management, energy efficiency, and local food production, in the communities most at risk offer an opportunity to not only address equity issues, but also support those most impacted by the pandemic with retraining and employment opportunities.

In short, investing FRF now in strategic areas will help reduce income inequality, support economic opportunity and mobility, and build a more climate resilient island community for the long-term. This approach is not only shared by the Administration and the Honolulu City Council, but builds off of numerous community-driven efforts that emerged during the COVID

pandemic. These community-based visions (detailed in Section IV. Community Engagement below) directly inform this Recovery Plan and call for an intentional pivot to support quality of life of residents, a focus on the basics of housing and meaningful jobs for our people, advancing areas of the economy that promote self-sufficiency and climate resilience and action, and improving City systems and investing in critical infrastructure.

In addition to rooting this Recovery Plan in community-based calls for action, the City seeks to ensure public input on the initial strategy as well as emerging needs over the life of the FRF. Early engagement included drawing on the policy resolutions adopted by the Honolulu City Council, various presentations made to and reports of City Council committees and public hearings specifically dedicated to the potential allocations of the FRF. The City, through its City Council, will continue to engage the public with on-going public hearings to discuss and provide updates to specific projects and programs developed consistent with the allocations in this initial Recovery Plan.

An active pandemic, along with the existential threats of climate change and social disharmony, provides us the perfect opportunity to face these challenges now, using this recovery process to address core structural problems. For example, we have too many low paying jobs that cause everyday families to spend all their time working, with little to no time for family and healthy living. We have been slow to invest in the civic capacity and social capital necessary for critical collective public and private efforts that improve the public welfare, and we are unacceptably vulnerable to interruptions that affect our food supply, energy resources, and other necessities for life. The fact that our collective response to the virus was among the best in the nation and yet our economy was damaged among the worst of all states should tell us the time to address our structural deficiencies is now.

The City and County of Honolulu's Coronavirus State and Local Fiscal Recovery Funds Recovery Plan plan heeds the American Rescue Plan's call to action to "Build Back Better." Accordingly, we will not put our economy and government back to the way it looked pre-pandemic. Instead we will look at every opportunity to invest in more resilient economic bases that create sufficient jobs. At the same time we will deprioritize past priorities that left us at risk and more vulnerable to shocks. We will be flexible, adaptable and proactive as we work to reshape and refine major social constructs including, but not limited to, our approach to housing, investments in children, support for the elderly, food systems, energy systems, transportation, entrepreneurship, and educational programs. To support these efforts we will inject resources into the creation of a more modern, effective and efficient city government.

II. Use of Funds

The fundamental goals of the City's strategy to deploy FRF are to:

1. Provide community support and address economic impacts
2. Support equitable economic recovery
3. Modernize City operations
4. Invest in critical island infrastructure

The City will allocate FRF in ways that leverage ongoing economic revitalization strategies initiated utilizing other ARPA and/or Coronavirus Aid, Relief, and Economic Security (CARES) Act of 2020 funds, and align with existing plans and stated community goals to

maximize the value of these investments. The priorities outlined below are based on diverse inputs that have brought community needs into focus, including: prior experience from CARES funding; Mayor Blangiardi's 2021 State of the City and Roadmap to Recovery; community needs and perspectives shared in relevant City Council hearings; initial Council ARPA initiatives as communicated in the FY21 budget process and ARPA Priorities memo; the O'ahu Resilience Strategy; and, community needs and recommendations identified through the 2020 Select Committee on Economic Assistance and Revitalization Stakeholder Advisory Group (EAR-SAG) report.

Distinct projects, supporting these fundamental goals and the respective sub-categories, will be identified on an on-going basis through consultation with the Honolulu City Council and the public to ensure that the needs of the community, as highlighted in this strategy, are served and funds are deployed through a disciplined and deliberative process in a manner compliant with US Treasury guidance.

Moreover, in recognizing that the pandemic continues to present known and unknown health and economic threats to our residents, this initial Recovery Plan, along with the allocations and programs and projects discussed herein, are designed to provide maximum flexibility to ensure the needs of our communities can be met as quickly as possible while maximizing the value of FRF investments.

The City's Goals and the respective subcategories are aligned and comply with the defined Federal Expenditure Categories (EC) (and their respective subcategories), which are:

1. Public Health (EC 1)
2. Negative Economic Impacts (EC 2)
3. Services to Disproportionately Impacted Communities (EC 3)
4. Premium Pay (EC 4)²
5. Water, sewer, and broadband infrastructure (EC 5)
6. Revenue Replacement (EC 6)³
7. Administrative (EC 7)

This Recovery Plan presents the use of funds via the City's four Goals and the specific Federal EC for each project and/or program will be identified within the Goals' sub-category line items, as shown in Exhibit A. The following allocations express the City's intentions for the use of FRF across our Goals.

When considering individual projects and programs for the use of funds, in support of the City's goals, projects will go through initial program development. The implementing department will ensure the proposed program or project aligns effectively with other projects and programs, has quantifiable outcomes and objectives that can be articulated and measured, as required by the "Compliance and Reporting Guidance for State and Local Fiscal Recovery Funds" from the U.S. Department of the Treasury. Projects will be evaluated for their ability to comply with other requirements, including but not limited to:

² The City does not intend to provide premium pay at this time.

³ The City has determined an eligible revenue replacement of \$255,071,402 through 12/31/20. The total revenue replacement is possible to surpass the total ARP amount provided to the City and County, but the City has yet to make complete determinations that all eligible expenditures for (EC 6) will be categorized as such.

- Encumbrance and expenditure deadlines
- Eligibility requirements for expenditure of funds under the applicable expenditure categories defined by the U.S. Department of Treasury
- Administrative requirements (documentation, data, monitoring, and reporting)
- The Hawaii Procurement Code, unless one of the four exceptions stated in the Compliance and Reporting Guidance applies
- Compliance with other applicable federal requirements, state law, and city ordinances

Projects that meet the above requirements will be further evaluated for priority of funding using selection criteria developed jointly by the Administration and the City Council.

Exhibit A provides a listing of individual projects and programs, categorized by the four Fundamental Goals of the City, that have been preliminarily evaluated for compliance and are essential to supporting other projects and programs currently under development and evaluation, as described in Exhibit B.

1. Provide community support and address economic impacts (\$110,000,000)

Supporting communities and addressing the acute and continuing systemic economic impacts of the pandemic will be achieved through: providing services for at-risk individuals and the homeless, ensuring adequate funding for public health services directly related to COVID-19, providing direct and in-direct financial support to business and nonprofits, funding for keiki and kūpuna wellness programs and funding general community assistance and support hubs within individual communities.

Distinct programs will include: assistance to households, businesses, and populations facing negative economic impacts due to COVID-19, including food assistance; rent, mortgage, and/or utility assistance; counseling and legal aid to prevent eviction or homelessness; cash assistance; emergency assistance for burials, home repairs, weatherization, or other needs; internet access or digital literacy assistance; job training to address negative economic or public health impacts experienced due to a worker's occupation or level of training; supporting small businesses by helping them address financial challenges caused by the pandemic; and investing in COVID-19 prevention and mitigation tactics.

a. Services for the at-risk and homeless (EC 1)

Projects which provide housing to homeless individuals as well as wrap-around mental health and substance abuse services. Projects that address the exacerbation of public health, economic and educational disparities by providing services and outreach to underserved communities.

b. Public health and COVID-19 response (EC 1)

Programs which provide direct services in response to COVID-19 or address health needs for vulnerable communities.

c. Aid to businesses and nonprofits (EC 1)

Projects that provide direct support to small businesses and nonprofits to address relief and recovery from the pandemic, as well as support efforts to create a more shock resilient economy.

d. Aid to Households (EC 2)

Programs that provide direct support to households hardest hit by the pandemic, including food assistance, economic recovery and wellness programs, and rent and utility relief.

e. Community assistance and support hubs (EC 2)

Programs and people to support access and referral to recovery resources and assistance based in communities disproportionately impacted by the pandemic.

2. Support equitable economic recovery (\$156,252,141)

The economic impacts of COVID-19 have been most acute in lower-income neighborhoods, including concentrated areas of high unemployment, limited economic opportunity, and housing insecurity. For those who were employed, a disproportionate impact fell on those working in the hospitality sector, where a combination of over-reliance on the sector and lower pay resulted in disparate economic harm. The high cost of housing and necessities have exacerbated these negative impacts. An economy over-reliant on a single sector was identified long ago with devastating impacts during the pandemic. COVID-19 can and should serve as a turning point for our island economy. With these American Rescue Plan funds, we have an opportunity to address the shaky infrastructure upon which previous growth was based.

Alleviating the immediate economic impacts of the COVID-19 pandemic on housing and food insecurity, while addressing conditions that contribute to poor public health and economic outcomes during the pandemic, services to address homelessness, increasing the supply of affordable and high-quality living units, and additional housing vouchers to help residents increase their economic opportunity are eligible and necessary expenditures of FRF monies.

Most importantly, targeting these efforts to help individuals from disproportionately impacted communities overcome long-standing equity issues by finding alternative opportunities in an increasingly diversified economy will lead to more equitable outcomes.

Honolulu's high-cost of living and the systemic economic shocks of the global pandemic have also worsened the threat of food insecurity to individuals and households not previously exposed to such risk. Further, disruptions in global supply chains underscore the need to support and expand the availability of locally-grown and produced food. Increasing the availability of locally-generated sustenance, produced by a local workforce, will inherently improve economic equity by providing increased market opportunities for consumers, as well as, increased employment opportunities in the labor sector.

Providing equitable recovery and economic diversification support is organized into the following strategies:

a. Agriculture and food sustainability (EC 2)

Programs that strengthen our agriculture sector and local food sustainability by offering farmers agriculture business education, technical assistance and food safety training; by increasing the opportunity for small farm processing,

distribution, and value-add through cooperatives; by supporting incentives for the purchase of locally grown products; and by direct-to-consumer markets for locally produced food.

b. Workforce development and retraining (EC 2)

Programs that train workers in order to increase their opportunities to re-enter the local workforce while also supporting the development of key sectors including clean energy, green building and resilience, healthcare, technology and dependent care.

c. Affordable housing (EC 3)

Programs that increase the amount of affordable housing for all and housing for homeless people, both by direct investments to increase the amount of available housing, and by providing incentives and support for the development of innovative housing solutions such as transitional housing with on-site wrap around services, Accessory Dwelling Units, mini homes, micro-units and communal housing.

d. Family, children, and elder supports (EC 3)

Programs that provide enrichment programs for the elderly and those in underserved communities that focus on STEM, digital literacy and technology. Programs that help pay for child care and summer programs for working families who are ineligible for state subsidies.

3. Modernize City operations (\$70,000,000.00)

Staffing shortfalls (including the 26% of City and County of Honolulu positions that are either vacant or eligible for near-term retirement) undermine the City's ability to deliver core services effectively and add to the number of unemployed individuals in the City. The City also experienced major revenue loss during the pandemic due to the economic downturn. The loss of the Transient Accommodations Tax, two-thirds fewer public transit riders, the closure of City revenue-generating venues, a reduction in demand for fee-generating services, and the loss of other operational revenues all negatively impacted Honolulu's economy.

Restoring department operating budgets, accelerating and expediting hiring, and investing in new technologies and administrative capacity will minimize the impacts of COVID-19 on City services while maximizing the City's ability to deploy FRF funding effectively and expeditiously into our communities. Additionally, the City faces a backlog of major Capital Improvement Program ("CIP") projects which were deferred in the early days of the pandemic while procurement resources concentrated on the deployment of CARES monies. CIP projects stimulate the local economy, employ hundreds of private sector employees, and enhance our island's resilience to climate change and the next economic shock. While CIP should be deployed concurrently with FRF programs and projects, the reality learned in 2020 is that they strain existing City procurement resources. Funds allocated by this Plan will allow the Administration to establish new positions, prioritize aggressive recruiting and hiring of key personnel, and improve City operations and CIP program capacity.

a. Operating budget and personnel (EC 2, 6)

Funding for staffing to restore services that were reduced due to COVID-19 related funding limitations. Increase funding for: public health and safety, resilient infrastructure and actions on energy and climate change; planning and permitting efficiency and enforcement, and the collection of research and data to successfully pursue and implement competitive grants and partnerships.

b. Stormwater management program (EC 5, 6)

Programs to protect our island and people from the impacts of climate change including increasing stream and storm drain maintenance to prevent flooding, comply with federal and state requirements, and advance comprehensive stormwater management and green infrastructure planning and operations.

c. City systems improvements (EC 6, 7)

Funding for systems that create a more shock resilient economy and City government including upgrades to hardware, software improvements to modernize city operations and address cyber security needs, and changes to City processes to address systemic inequities and increase efficiency.

d. Miscellaneous City programs (EC 6)

Fiscal support to enhance the City's impact towards a more equitable and resilient economy and for sustained and consistent operations, service, and growth of the City's multi-modal public transportation systems, including shared mobility options adversely impacted by the COVID-19 pandemic.

e. Other Operations – not Salary or Systems (EC 6)

Restore or increase funding to improve operations and address deferred maintenance at City facilities; focus areas include improvements for public safety, as well as to revenue enhancing venues such as the Zoo, auditoriums, golf courses and parks.

4. Invest in critical island infrastructure (\$50,000,000.00)

Funding to strengthen City infrastructure, including water capital projects (stormwater, drinking water and wastewater), broadband access, roads, bridges and climate solutions.

a. Water (EC 5, 6)

One Water: addressing essential and difficult changes across the drainage, drinking, and wastewater systems including catalyzing conversions on cesspools island-wide toward state law to convert all cesspools by 2050.

b. Broadband (EC 5, 6)

Increase wifi and connectivity access in public areas and within the community backbone of the rail guideway.

III. Promoting Equitable Outcomes

Though our entire island community has been impacted by COVID-19, our frontline communities, typically defined as communities disproportionately exposed and vulnerable to health threats, climate-based and economic disruptions and dislocation, and with fewer resources, capacity, safety nets, or political agency to respond to and withstand those risks, have been disparately impacted. Those living in our frontline communities have been more likely to get sick, lose jobs, go bankrupt, experience violence and/or mental illnesses, go hungry, become homeless, forego necessary healthcare, and lack the resources to deal with shortages of goods, rising costs, and the ill-effects of shuttered government services. In essence, frontline communities are more likely to experience adverse health effects and economic decline associated with COVID-19.

Even prior to the COVID-19 pandemic, Aloha United Way's (AUW) ALICE⁴ reports documented that 42% of Hawai'i households were Asset Limited, Income Constrained, Employed (ALICE). That includes 9% of households below the federal poverty line and another 33% above but still struggling to make ends meet. According to AUW, by June 2020 that number had jumped to 59% of Hawai'i households being ALICE, or another estimated 78,000 households to the already 190,390 households that were already considered vulnerable.

These ALICE communities and other frontline communities often include low-income communities; immigrant and refugee communities including those with undocumented immigrants; Native Hawaiians; Pacific Islander communities; Compact of Free Association (more commonly referred to as "COFA") communities; communities of color; people with disabilities; people experiencing houselessness or housing insecurity; the LGBTQ+ community; as well as women, keiki, kūpuna; and, anyone at the intersection of these identities. These communities often additionally contend with racism, intergenerational trauma, and poverty, among other factors linked to their lived experiences that contribute to disparities and inequitable outcomes across income, education, and health.

Efforts to rectify and redress systemic and historical racism, disparity, and disinvestment in frontline communities are essential with demonstrated recognition at the local and national levels. This includes Resolutions 20-206, Proclaiming the Honolulu City Council's Commitment to Equity and Social Justice and to the Realization of Equitable Outcomes for Frontline Communities Through COVID-19 Pandemic Economic Recovery Programs, and 21-50, Requesting the City Administration to Support a Feminist-Based City COVID-19 Economic Recovery Plan. At the federal level, President Biden issued Executive Order 13985, Advancing Racial Equity and Support for Underserved Communities through the Federal Government, which directs the Domestic Policy Council to identify communities the Federal Government has underserved and develop policies designed to advance equity for those communities in consultation with those communities; and directs the Director of the Office of Management and Budget to identify methods to assess equity across federal agencies and promote equitable budget allocation to address historic failures of sufficient, just investments in underserved communities. Additionally, Executive Order 13995, Ensuring an Equitable Pandemic Response and Recovery, directs a government-wide effort to address health equity and take swift action to

⁴ Aloha United Way, "ALICE: A Study in Financial Hardship in Hawaii," <https://www.auw.org>, Aloha United Way, 2020, August 8, 2021, <https://www.auw.org/alice-study-financial-hardship-hawaii>

prevent and remedy differences in COVID-19 care and outcomes within communities of color and others underserved.

Subsequent annual reporting, following expenditures and program development, will consider and measure equity at the various stages of programs, including

- a. Goals: Are there particular historically underserved, marginalized, or adversely affected groups that you intend to serve?
- b. Awareness: How equal and practical is the ability for residents or businesses to become aware of the services funded by the FRF?
- c. Access and Distribution: Are there differences in levels of access to benefits and services across groups? Are there administrative requirements that result in disparities in ability to complete applications or meet eligibility criteria?
- d. Outcomes: Are intended outcomes focused on closing gaps, reaching universal levels of service, or disaggregating progress by race, ethnicity, and other equity dimensions where relevant for the policy objective?

Additional details and considerations are provided in Section IX. Performance Report. To ensure overall equity through FRF specific services or programs developed and offered will consider negative economic impacts (EC 2) and services to disproportionately impacted communities (EC3).

Promoting equitable outcomes requires investing in programs with a strong evidence base. Where information and/or data is lacking, we will build structures with the resources and processes necessary to guide equitable FRF expenditures, including data disaggregation in line with Resolution 21-100, CD1. Key principles to advance equity in initiatives are:

- Design for 'hardest to reach' and most in need;
- Design programs to ensure everyone will benefit — think about awareness, accessibility;
- Building short cycles of feedback to inform qualitative discussions.

In consideration of and targeted disbursement of FRF, the City will employ principles and other socio-demographic and geographic-based data including City and County of Honolulu Federal Housing and Urban Development (HUD) 2021 [Qualified Census Tracts](#) (QCT = 50 percent of households with incomes below 60 percent of the Area Median Gross Income (AMGI) or have a poverty rate of 25 percent or more).

Meeting these goals will require an “all of government” approach to ensuring investments from FRF are directed toward an equitable recovery, as well as key expenditures in City equity-focused staff, data, and reporting.

The City acknowledges that equity is tantamount with responsible governance and successful solutions prioritize the most marginalized among us.

IV. Community Engagement

At the onset of the COVID-19 pandemic, community coalitions and government immediately fostered conversations and opportunities to listen island-wide regarding the immediate needs of our communities confronting the pandemic-related health and economic crisis. This organizing informed CARES programs, the creation of a new City office (Office of Economic Revitalization--OER), and the building--and straining--of networks, relationships, and partnerships, all in support of addressing the most immediate needs, much of which remains today 18 months after the onset of the pandemic. Community organizing also surfaced and pointed towards a different vision for our communities and the proposition for more secure households, communities, economy, and City operations.

This Recovery Plan builds from those inputs and processes across government and communities, such as:

- Government
 - Mayor's 2021 State of the City and Roadmap to Recovery
 - 2020 City Council Select Committee on Economic Assistance and Revitalization Stakeholder Advisory Group (EAR-SAG) report and 2021 City Council hearings
 - CARES process assessments and conclusion
 - Community Kūkākūkā listening series from the Office of Climate Change, Sustainability and Resiliency
 - City O'ahu Resilience Strategy and Climate Action Plan
 - One O'ahu community call center and OER business and constituent community educator outreach and Pacific Islander liaison
- Community
 - 'Āina Aloha Economic Futures
 - Hawai'i Green Growth
 - Hawaii Community Foundation
 - CARES process assessments and conclusion
 - Uplift Hawai'i
 - Blue Planet Foundation Wayfinders

In particular, the community members serving on the EAR-SAG strongly supported continuation and improvement of community economic support programs developed with CARES funding, and additionally identified six key areas to focus any additional COVID-related federal assistance, specifically developing recommendations, which include:

1. **Reform internal City systems** to be results-oriented rather than process-focused to ensure timely service and support to the community in order to effectively and expeditiously deploy funds
2. **Increase O'ahu's affordable housing** rental inventory
3. **Re-imagine the travel and hospitality industry** as more diverse in its visitor portfolio, less reliant on mass market tourism, and more respectful of local residents and culture
4. **Implement the O'ahu Resilience Strategy** (adopted in 2019) to the extent possible
5. **Increase and upgrade broadband capacity** on O'ahu

6. **Partner with the University of Hawai'i** and other academic institutions to enhance the City's economic and policy development capacity

Recommendations have informed the intentions of this initial Recovery Plan reporting and/or other concurrent community-government initiatives.

The dynamic and evolving nature of this pandemic requires this plan to be a living document over the four-year expenditure cycle established by the US Treasury. While the needs are great and diverse, they will evolve, as will the City's response and investment of funds over the course of the FRF expenditure period (through 2024). This initial Recovery Plan Report cannot fully define all necessary and possible expenditures as community conditions remain fluid and relief, or rescue, remains the most pressing community need. A recovery, or rebuild better, mindset is a necessary next step and some initial expenditures will lay the groundwork for further transformation, which our COVID impacts demand. The 2022 Recovery Plan Performance Report will further define project and program expenditures to ensure obligation of FRF consistent with community priorities and needs, the ARPA schedule, US Treasury guidelines, and lessons learned from initial expenditures.

The City, in collaboration with the City Council, will continue to engage the public with on-going public hearings, briefings, and meetings to discuss and provide updates to specific projects and programs developed consistent with the allocations in this initial Recovery Plan. The City will maintain an online programs and expenditure dashboard along with quarterly expenditure reporting. Additionally, OER, and other City departments and agencies, including the Departments of Community Services and Land Management, and the Offices of Climate Change, Sustainability and Resiliency and Housing and Homelessness will continue ongoing best practices through existing programs and networks to conduct both outreach and inreach, bringing critical questions and community insights back to the Administration and Council processes for Recovery Plan finalization and evaluation.

V. Labor Practices

The City utilizes strong labor practices in infrastructure projects, including wage and hour requirements, local hiring requirements, and Community Workforce Agreements. These practices ensure effective and efficient completion of infrastructure projects, while providing employment for workers that will support the City's economic recovery.

Wage and hour requirements

City construction contracts require contractors for public works projects to observe and comply with the provisions of Hawaii state law, relating to wages and hours of employees on public works projects. Contractors are required to pay all employees on any contract with the City the minimum basic wage rate in conformance with applicable Federal and State laws.

Local hiring requirements

Pursuant to state law, contractors on city construction contracts are required to ensure that Hawaii residents comprise not less than 80 percent of the workforce employed to perform work on the project.

Community workforce agreements

The City utilizes a Community Workforce Agreement (CWA), which is a form of Project Labor Agreement, for certain covered public works projects. Covered projects have contracts in excess of \$2,000,000 for new buildings, facilities, or infrastructure projects that do not involve routine operation or maintenance. Covered projects may also include public works projects where a delay in completing the project may lead to the interruption or delay of services or use of facilities that are important to the essential operations or infrastructure of the City. The CWA ensures that projects proceed expeditiously, with high quality construction performance and strong labor standards.

Contractors on certain covered public works projects execute an agreement to be bound by the CWA as a precondition for working on the project. The CWA includes the following requirements:

- Employees are hired through job referrals from unions.
- Work stoppages and disruptions are not allowed.
- Grievance resolution procedures are used for disputes.
- Safe working conditions and drug and alcohol prevention programs are required.
- Minimum standards are specified for apprentice training.
- Union master agreement specifies wages, hours, and other terms and conditions of employment.
- Discrimination pursuant to federal or state law or regulations is prohibited.

VI. Use of Evidence

Although the City and County of Honolulu will collect and rely upon evidence-based data to support program administration, no projects utilizing evidence-based interventions, as described in U.S. Treasury guidance, are being proposed at this time.

VII. Table of Expense by Expenditure Category

No monies from the State and Local Fiscal Relief Funds have been expended.

VIII. Project Inventory

No projects have yet been funded by the State and Local Fiscal Relief Funds directly awarded to the City and County of Honolulu.

IX. Performance Report

The Recovery Plan shall comprise a number of projects designed to address the needs of residents and businesses through various grants, system upgrades, and assistance programs. Currently, these projects fall under four major categories and several sub categories, each with substantially similar goals and outcome measures:

- Provide Community Support and Address Economic Impacts
 - Services for At-Risk and Homeless
 - Public Health/COVID
 - Aid to Businesses/Nonprofits
 - Food Security and Kupuna Wellness
 - Community Assistance and Support Hubs
- Support Equitable Economic Recovery
 - Agriculture and Food Sustainability
 - Workforce Development and Retraining
 - Affordable Housing
 - Family, Children, and Elder Supports
- Modernize City Operations
 - Operating budget
 - Stormwater Management Programs
 - City Systems Improvements
 - Miscellaneous City programs
 - Operations – Not Salary or Systems
- Invest In Critical Island Infrastructure
 - One Water
 - Broadband

Once approved, each project will be assigned to an Implementing Department or Agency. The Implementing Department or Agency shall assign a Program Manager, who will be responsible for developing key performance indicators regarding the project, indicators based on industry best practices. When applicable, these performance indicators should consider:

- Accepted Practice and History of Use - The degree to which use of an indicator is consistent with current and previous practices.
- Applicability in Different Settings - The degree to which an indicator is relevant in diverse settings.
- Availability of Data - The degree to which data are accessible for use as part of the study.
- Burden of Data Collection – The degree to which data collection imposes burden on participants.
- Clarity of Focus and Meaning - The degree to which a single indicator is unambiguous and reflects or represents the evaluation accurately.
- Cultural Appropriateness and Relevance - The degree to which an indicator is culturally appropriate in terms of content or focus and related data collection activities.
- Data Quality - The degree to which information collected will be complete, reliable, and valid.
- Investment of Resources - The amount of resources (e.g., funds, personnel, time) needed for data collection, analysis, and use of data or findings.
- Non-directional Language - The indicator is written as neutral, not defined as positive or negative in advance of data collection.
- Opportunity to Detect Unexpected or Unintended Findings - The degree to which an indicator (or set of indicators) allows for documentation of unexpected or unintended aspects of the program.
- Relevance to Evaluation Questions - The degree to which an indicator helps to address predefined evaluation questions.
- Strength of Evidence or Substantive Merit - The scope and quality of information supporting the indicator as an appropriate descriptor or measure of the evaluation.

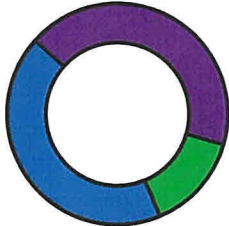
- Value within a Set of Indicators - The degree to which a single indicator adds meaning to a set of indicators.

Program Managers must also compile the data for specific output and outcome goals and measures for each project. These should be developed using logic models, depicting the intended links between program investments and outcomes, specifically the relationships among resources, activities, outputs, outcomes, and the impact of the program(s).

This information will be routed through GrantCare, our in-development enterprise grant management system. This system will help ensure a balance between making timely, mission focused decisions and mitigating waste, fraud, and abuse, all the while ensuring compliance with US Treasury guidelines, transparency, and fiscal accountability.

This software will be used to help ensure compliance and performance for both internal and external grant recipients, streamline the reporting process for display on both internal and public dashboards, ensure transparency, and enhance managing ability to deploy funds.

For example:

| Services for At-Risk and Homeless | | | | | | |
|--|---|---|-----------------|-------------------|-------------|-------------|
| <p>Outcome Goal: The 2020 Point in Time Count for unsheltered homeless on Oahu was 2,336. The City and County of Honolulu will treat, shelter and house 20% of that population each year to 2025, 467 individuals per year. Our goal will be achieved by investment in outreach services along with increased capacity for treatment, shelters, transitional housing and housing.</p> <p>Output Goal: Over the course of 4 years, provide \$122,380,000 in funding to create new outreach services; to expand and retrofit stabilization facilities; and to build additional transitional housing facilities that leverage our island heritage and are equal and available to all.</p> | | | | | | |
| <p>40% of reported KPI's projected to meet or exceed annual target</p> | |  <ul style="list-style-type: none"> Undetermined Projected to be higher Projected to meet or exceed | | | | |
| Rating | KPI | FY 20 Baseline | FY 21 Actual | FY 22 Target | FY23 Actual | FY23 Target |
| ● | House 20% of the annual unsheltered PITC individuals | 2,336 | * | | | |
| ● | Retention rate of households placed in housing at 12 months | 4% | * | | | |
| ● | Continue to support HONU initiative around the island of Oahu, placing individuals into ES, Treatment, PH, etc. | 434 | 633 to date | | | |
| ● | Referrals to CORE program | 0 | * | | | |
| ● | Percentage of persons in ES, SH, TH, PH-RRH and other PH projects who exited to permanent housing successfully | 53% | * | | | |
| ● | Create or expand stabilization facilities creating a transition for persons suffering from mental illness or substance abuse, with at least 1 location or expansion in the District 5 area. | N/A | 0 New Bed Space | 50 New Bed Spaces | | |
| ● | Create or expand private/public partnership opportunities to build communities/villages to address the needs of those experiencing homelessness | 0 | 0 | 1 | | |

*Data currently unavailable due to finalization of figures.

X. Required Performance Indicators and Programmatic Data

The Program Manager shall also include a number of mandatory performance indicators and programmatic data, disaggregated by race, ethnicity, gender, and income, if possible, that will be used by the US Treasury to conduct oversight, understand and aggregate program outcomes. These mandatory performance indicators shall include:

- For Household Assistance and Housing Support Programs
 - Number of people or household receiving eviction prevention services
 - Number of affordable housing units preserved or developed
- For Negative Economic Impact Programs
 - Number of workers enrolled in sectoral job training programs
 - Number of workers completing sectoral job training programs
 - Number of participants in summer youth employment programs
- For Education Assistance Programs
 - Number of students participating in evidence based tutoring programs
- For Healthy Childhood Environment Programs
 - Number of children served by childcare and early learning
 - Number of families served by home visit

Program Report Checklist SAMPLE

Program Name: _____

- ☒ Output Goal
- ☒ Key Performance Indicators
- ☒ Output Measures
- ☒ Outcome Measures
- ☐ Logic Model (Optional)
- ☐ Recipient Program Evaluation (Optional)
 - ☐ Outcome measures aligned with program evaluation

Select One.

- ☐ Household Assistance and Housing Support Program
 - ☐ Number of people or household receiving eviction prevention services
 - ☐ Number of affordable housing units preserved or developed
- ☐ Negative Economic Impact Program
 - ☐ Number of workers enrolled in sectoral job training programs
 - ☐ Number of workers completing sectoral job training programs
 - ☐ Number of people participating in summer youth employment programs
- ☐ Education Assistance Program
 - ☐ Number of students participating in evidence based tutoring programs
- ☐ Healthy Childhood Environment Program
 - ☐ Number of children served by childcare and early learning
 - ☐ Number of families served by home visiting
- ☒ Other

Resources

Treasury:

- [Interim Final Rule](#)
- [Fact Sheet](#)
- [FAQs](#) (updated 6/24/21, 7/19/21)
- [Quick Reference Guide](#)
- [Compliance and Reporting Guidance](#)
 - o [Memorandum M-21-20](#) - Promoting Public Trust in the Federal Government through Effective Implementation of the American Rescue Plan Act and Stewardship of the Taxpayer Resources

Council Communications

- 3/11/21 – ARPA signed into law.
- 4/14/21 - [Status Update Request Letter – CM Cordero](#) for [Resolution 20-206](#) CITY SOCIAL JUSTICE AND EQUITY COMMISSION
 - o [Response - 7/9/21](#)
- 4/23/21 - [BUDGET COMMUNICATION NO. #14](#) - COUNCIL ARPA PRIORITIES
- 5/19/21 - [Federal Fund Presentation to Honolulu City Council Budget Committee](#) - Jill Tokuda, Special Advisor to the Hawaii Data Collaborative
- 6/9/21 - [Budget Communication No. 17](#)—ARPA Treasury Guidance to Determine Revenue Replacement, Revised Response
- 6/2/21 - [Resolution 21-88](#) - to request monthly line item reports of the City's CARES and ARPA expenditures and encumbrances.
- 6/22/21 – [MD to Chair letter](#): CARES Dashboard Published

Council Chair Allocation Resolution Draft – Distributed 5/25/21

- [ARPA Allocation Reso Deck - DRAFT](#)
- [ARPA Allocation Resolution - DRAFT](#)
 - o [Exhibit A & D – Allocation Overview](#)
 - o [Exhibit B - Allocations Table](#)
 - o [Exhibit C – Action Plan](#)

CARES

- [CARES Act EAR Committee Proposal](#) – May 13, 2020

Comparative Municipalities

- [Notes](#) on Comparative Municipality Allocations

Acknowledgements

We wish to acknowledge the following departments and individuals for their contribution in the development of this document:

Office of the Mayor

Rick Blangiardi, Mayor
Samuel Moku, Chief of Staff

Office of the Managing Director

Michael D. Formby, Managing Director
Danette Maruyama, Deputy Managing Director
Andrew Malahoff, Executive Assistant
Chamara Silva, Special Assistant
Kevan Wong, Special Assistant

Office of Economic Revitalization

Amy Asselbaye, Executive Director

Office of Climate Change, Sustainability and Resiliency

Matthew Gonser, Executive Director
Nicola Hedge, Deputy Director

Department of Budget and Fiscal Services

Andy Kawano, Director
Carrie Castle, Deputy Director
Connie Kaneshiro, Chief Fiscal / CIP Analyst

Department of Corporation Counsel

Jessica Wong, Deputy Corporation Counsel

EXHIBIT A

| ERF Category | Proposed Projects | Target Funding Amount | Category Subtotal of Target amounts | Category Allocation | Category Allocation less Grouped Subtotal |
|--|---|-----------------------|-------------------------------------|---------------------|---|
| 1. Provide Community Support and Address Economic Impacts | | | | | |
| Services for At-Risk and Homeless | | | \$39,850,000 | \$110,000,000 | \$70,150,000 |
| | 3 years of funding support for Council-recommended emergency response diversion programs to respond to severely mentally ill persons | \$3,000,000 | | | |
| | <ul style="list-style-type: none"> • Providing interpreting services in various languages • Culturally and linguistically-tailored COVID-19 education and awareness efforts • Assisting individuals and their families in accessing state quarantine and isolation facilities, training, testing and contact tracing • Provides social service support in housing, health, food, supplies, and other needs • Provides PSA's in different languages about preventions, COVID-related services • Provides interpreting, phone application and benefit assistance programs: unemployment, household hardship relief and other related services | \$500,000 | | | |
| 3 | C.O.R.E. (Crisis Outreach Response & Engagement) Project: Start-up costs, Lease costs, Personnel costs, Current Vehicle prep, Vehicle acquisition | \$3,000,000 | | | |
| 3 | Funds for mini-grant program to at least 20 community-based organizations representing frontline communities working in key areas (food, health, environment, housing, job security, green growth, culture, keiki and kupuna care, feminist recovery, 'āina-aloha economic recovery) to provide periodic review and input into Administrative recovery planning, relevant City Council recovery planning hearings, gathering and sharing data regarding community resilience and recovery. | \$300,000 | | | |
| 1 | Domestic Violence Prevention and Support, including increasing shelter capacity | \$400,000 | | | |
| Public Health/COVID | | | | | |
| 1 | Vaccine Incentive Program - Providing incentives for vaccines @ up-to \$100/completed vaccination cycle | \$10,000,000 | | | |
| 1 | Continuation and expansion of COVID testing, including acquisition of antigen/PCR test kits and staffing requirement for additional testing locations and isolation facilities | \$10,000,000 | | | |
| Aid to businesses/ nonprofits | | | | | |
| 2 | Small business / non-profit aid: grants, technical assistance and resources for small businesses in need of support by subject matter experts with various business needs to pivot during the pandemic such as help with finances, legal support, online presence and marketing. One-stop resource center for small businesses to build capacity to support sustainable agriculture and locally made products | \$10,000,000 | | | |
| 2 | Fiscal Support for HNL Recovery Accelerator to assist and strengthen local entrepreneurs | \$2,000,000 | | | |
| Aid to households | | | | | |
| 2 | Kupuna Education and Outreach: Engagement to educate the community on available services, programs and resources supporting kupuna and their caregivers. | \$300,000 | | | |
| Community Assistance and Support Hubs | | | | | |
| 2 | Aloha United Way 211: Fiscal support for AUW 211 referral system for addressing resourcing needs to meet increased demand for social and human services | \$350,000 | | | |
| 2. Support an Equitable Recovery and Economic Development | | | | | |
| Agriculture and Food Sustainability | | | \$26,011,000 | \$156,252,141 | \$130,241,141 |
| 2 | Initial program: Three-year local agriculture grants program to be established at OER to support local farmers and food producers recovering from the COVID-19 pandemic and food hubs to connect small farms and food manufacturers to markets. | \$11,000,000 | | | |
| Workforce Development and Retraining | | | | | |
| | Oahu Back to Work: Provide COVID-impacted workers the opportunity to participate in short-term certification training programs through the University of Hawaii's Community Colleges free of charge. Training may include classes, industry certification exams, and/or on the job experiences (e.g., paid internships). | \$2,000,000 | | | |
| | Multi-sector collaboration to promote economic recovery via workforce development, job-creation, placement and retention opportunities | \$6,000,000 | | | |
| Affordable Housing | | | | | |
| 3 | Property Assessment Programs: Programs to assess properties for suitability for acquisition, development and use for affordable housing and / or temporary shelters | \$900,000 | | | |
| 3 | Landlord Engagement Program: link between landlords with vacant units and households experiencing homelessness or at risk of becoming homeless | \$1,500,000 | | | |
| Family, Children and Elderly Supports | | | | | |

| | | | | | |
|---------------------------------------|---|--------------|--------------|--------------|--------------|
| 3 | Youth Development Services including Summer Fun subsidy (Parks) | \$2,536,000 | | | |
| 3 | Outdoor Recreation Space Restoration (Year 1) | \$2,075,000 | | | |
| 3. Modernize City Operations | | | | | |
| Operating Budget - Personnel | | | \$56,232,000 | \$70,000,000 | \$13,768,000 |
| 2 | Funding for five positions for park rangers to enforce rules and regulations in City parks. (3 years) | \$1,500,000 | | | |
| 6 | Funding for enforcement positions within DPP to actively investigate and reduce illegal vacation rental operations in O'ahu neighborhoods island-wide. (3 years) | \$1,500,000 | | | |
| 6 | Funding for a 3-5 person Equity and Community Liaison Team and data contractor within MAY/MDO (OER, CCSR) and key City departments to increase equitable outcomes from ARPA-funded economic recovery and resilience programs on O'ahu, increase community outreach and engagement in HUD 2021 Qualified Census Tracts and track data relevant to equitable recovery goals (alignment with Resilience Action #44). | \$1,500,000 | | | |
| 6 | Additional administrative capacity to administer and execute federal funding via a management division in the Office of Economic Revitalization (OER) to administer, oversee, and ensure synergies for the remaining CARES, ARPA, and subsequent infrastructure and federal funding opportunities in alignment with state and non-profit partners (as allowed by admin costs to administer the funding). | \$835,000 | | | |
| 6 | Funding for a position and software within CCSR to administer a Better Buildings city energy benchmarking program to reduce energy costs for local businesses, create clean energy jobs, and meet city climate goals. (3 years) | \$600,000 | | | |
| 6 | Funding for two additional Federal Grant Team positions to be located in OER to identify, pursue, secure, and manage competitive federal grant funding. (3 years) | \$900,000 | | | |
| 6 | Funding for positions to support expanded Federal funding and contract awards (BFS, COR) | \$500,000 | | | |
| 6 | Road Maintenance Quick Build Crew (EC #, #): \$200,000/yr for 3 years to support road maintenance crew to proactively address deferred maintenance or new "quick build projects" around Complete Street and Vision Zero priorities in HUD Qualified Census Tracts | \$600,000 | | | |
| 6 | FEMA Community Rating System program administrator to reduce flood insurance premiums for local residents. (3 years) | \$300,000 | | | |
| 6 | General funding for near-term hiring to support City operations | \$2,000,000 | | | |
| Stormwater Management Programs | | | | | |
| 5 | Funding for City enhanced stream and storm drain maintenance to keep up with the increasing frequency of heavy and prolonged rain events. | \$5,000,000 | | | |
| 5 | Storm Water Asset Management / Master Planning Study: New Master Planning for Storm Water Quality Program to create an asset database, a Green Infrastructure implementation plan, a functional plan and a 30-year CIP program for asset addition and renewal/replacement. | \$9,000,000 | | | |
| 5 | Storm Water Management Plan Improvements at Beretania Complex and Heeia Corporation Yard: Install improvements to eliminate pollutant runoff from the Beretania Complex and Heeia Corporation Yard. | \$1,000,000 | | | |
| City Systems Improvements | | | | | |
| 6 | Development and migration to a cloud-based Enterprise Resource System allowing for increased transparency and operational efficiency across City platforms including building permitting, city budgeting, grant processing and management, and other City functions. | \$2,000,000 | | | |
| 6 | Enterprise Grant Management System - GrantCare \$300,000 and MS Azure \$50,000 totaling \$350,000. \$150,000 for additional programming/software | \$500,000 | | | |
| 6 | ARPA Compliance and Oversight Auditor to assist the City with tracking funds and remaining in compliance with federal rules without additionally compromising BFS capacity. | \$835,000 | | | |
| 6 | Administrative support for ARPA funds and for proposed CBDD projects at 10% x total new projects. | \$2,170,000 | | | |
| 6 | Permitting process - Infrastructure improvements-systems upgrade (DPP/DIT); cost over 3 years | \$9,500,000 | | | |
| 6 | Imaging - digitization of DPP plans, microfiche, film based records thru automated scanning | \$81,000 | | | |
| 6 | Customized Relationship Management (CARES) - incorporate City 311, DART, RISR | \$281,000 | | | |
| 6 | City fleet telematics and efficiency: toward implementation of Resilience Strategy Action 27, Climate Action Plan Action 4.2, and Ordinance 20-47, i.e., "clean fleet" conversion and efficiency | \$500,000 | | | |
| 6 | Telework-related technology: to support telework-related technology and management systems to implement long-term telework policy and retain/attract new City talent | \$500,000 | | | |
| 6 | Easy Commute Programs: toward transit, micro-transit and incentive programs to employees about multi-modal transportation options to promote access to City jobs, reduce congestion and rehire and retain City talent. | \$1,000,000 | | | |
| Misc. City Programs | | | | | |
| 6 | Fiscal support for sustained and consistent operations, service, and growth of the City's multi-modal public transportation systems, including shared mobility options adversely impacted by the COVID-19 pandemic. | \$1,000,000 | | | |
| 6 | Climate Solutions Fund: partner with fiscal partners to fund shovel-worthy projects that provide climate solutions. | \$10,000,000 | | | |

| | | | | | |
|---|--|----------------------|----------------------|----------------------|----------------------|
| Other Operations - Not Salary or Systems | | | | | |
| 6 | Purchasing Division - personal service contracts to staff up for procurement of ARPA and other projects | \$400,000 | | | |
| 6 | Funding for a position to provide outreach and education with non-profit groups and the general public on programs and partnering opportunities with the Urban Forestry Division. (3 years) | \$210,000 | | | |
| 6 | Equipment acquisition for remote meeting options to increase public participation at Neighborhood Board meetings. | \$20,000 | | | |
| 6 | Funding to support Prosecuting Attorney's Weed and Seed program in the Chinatown-Kaka'ako and other communities. (3 years) | \$750,000 | | | |
| 6 | Provision of private security services for City-owned properties and sidewalks that abut River Street, Pauahi Street, Maunakea Street, Smith Street, Hotel Street, Nu'uanu Avenue, and Nimitz Highway. | \$250,000 | | | |
| 6 | Funding for equipment for additional staffing (i.e. hardware, software, workstations) | \$1,000,000 | | | |
| 4. Invest in Critical Island Infrastructure | | | \$15,000,000 | \$ 50,000,000 | \$ 35,000,000 |
| 5 | Broadband expansion assessment | \$1,500,000 | | | |
| 5 | NPDES MS4 Retrofit Structural BMP Improvements Program | \$2,500,000 | | | |
| 5 | NPDES MS4 Structural BMPs for Trash Reduction | \$2,500,000 | | | |
| 5 | NPDES MS4 TMDL Structural BMPs for Trash Reduction | \$2,000,000 | | | |
| 5 | Rehabilitation/Reconstruction of Storm Drains and Catch Basins | \$4,250,000 | | | |
| 5 | Rehabilitation/Reconstruction of Storm Drains and Catch Basins Kakaako | \$2,000,000 | | | |
| 5 | Other Infrastructure projects that are shovel ready, meet ARPA FRF requirements, and can encumber and expend funds by deadlines. | | | | |
| 6 | Ala Wai Flood Control: Community Plan and Community Engagement | \$250,000 | | | |
| | | | | | |
| | GRAND TOTALS | \$137,093,000 | \$137,093,000 | \$386,252,141 | \$249,159,141 |
| | | | | | |
| | Total ARPA FRF | \$386,252,141 | | | |
| | Total Targeted Projects | \$137,093,000 | | | |
| | Total less Targeted Projects | \$249,159,141 | | | |